

Anti-Calumenin Antibody

Catalog Number: A03193

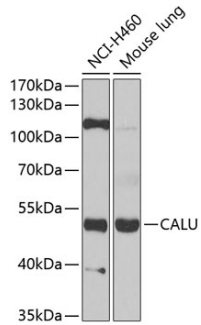
Overview

Product Name	Anti-Calumenin Antibody
Reactive Species	Human, Mouse, Rat
Description	Boster Bio Anti-Calumenin Antibody catalog # A03193. Tested in WB,IHC,IF applications. This antibody reacts with Human,Mouse,Rat.
Application	IF, IHC, WB
Clonality	Polyclonal
Formulation	Rabbit IgG, 1mg/ml in PBS with 0.02% sodium azide, 50% glycerol, pH7.2
Storage Instructions	Store at -20°C for one year. For short term storage and frequent use, store at 4°C for up to one month. Avoid repeated freeze-thaw cycles.
Host	Rabbit
Uniprot ID	O43852

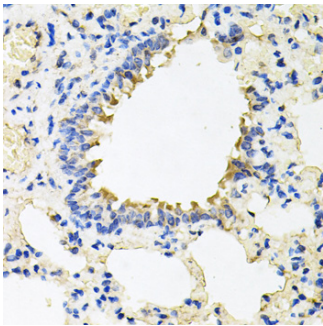
Technical Details

Immunogen	Recombinant full length Human CALU.
Isotype	IgG
Form	Liquid
Concentration	1 mg/ml
Purification	The antibody was affinity-purified from rabbit antiserum by affinity-chromatography using epitope-specific immunogen and the purity is > 95% (by SDS-PAGE).
Suggested Dilutions	WB: 1:500-1:2000 IHC: 1:50-1:200 IF: 1:50-1:200

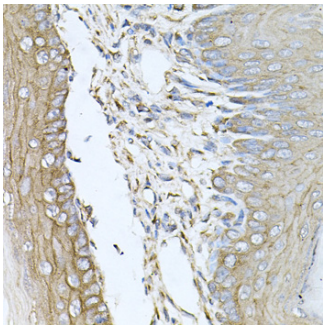
Anti-Calumenin Antibody (A03193) Images



Western blot analysis of extracts of various cells, using CALU antibody.



Immunohistochemistry of paraffin-embedded mouse skin using CALU antibody at dilution of 1:100 (x40 lens).



Immunohistochemistry of paraffin-embedded rat lung using CALU antibody at dilution of 1:100 (x40 lens).

Submit a product review to Biocompare.com

Submit a review of this product to Biocompare.com to receive a \$20 Amazon.com giftcard! Your reviews help your fellow scientists make the right decisions. Thank you for your contribution.



Anti-Calumenin Antibody

For Research Use Only. Not for use in diagnostic procedures.