BOSTER
antibody and ELISA experts

BOSTER BIOLOGICAL TECHNOLOGY
3942 B Valley Ave, Pleasanton, CA 94566
888-466-3604 | support@bosterbio.com | www.bosterbio.com

Anti-DBC-1 CCAR2 Antibody

Catalog Number: A03412

Overview

Product Name	Anti-DBC-1 CCAR2 Antibody
Reactive Species	Human, Mouse, Rat
Description	Boster Bio Anti-DBC-1 CCAR2 Antibody catalog # A03412. Tested in WB,IHC applications. This antibody reacts with Human,Mouse,Rat.
Application	IHC, WB
Clonality	Polyclonal
Formulation	Rabbit IgG, 1mg/ml in PBS with 0.02% sodium azide, 50% glycerol, pH7.2
Storage Instructions	Store at -20°C for one year. For short term storage and frequent use, store at 4°C for up to one month. Avoid repeated freeze-thaw cycles.
Host	Rabbit
Uniprot ID	Q8N163

Technical Details

Immunogen	Recombinant fusion protein of human CCAR2(NP_066997.3).
Isotype	IgG
Form	Liquid
Concentration	1 mg/ml
Purification	The antibody was affinity-purified from rabbit antiserum by affinity-chromatography using epitope-specific immunogen and the purity is > 95% (by SDS-PAGE).
Suggested Dilutions	WB: 1:500-1:2000 IHC: 1:50-1:200

BOSTER
antibody and ELISA experts

BOSTER BIOLOGICAL TECHNOLOGY
3942 B Valley Ave, Pleasanton, CA 94566
888-466-3604 | support@bosterbio.com | www.bosterbio.com

Anti-DBC-1 CCAR2 Antibody (A03412) Images

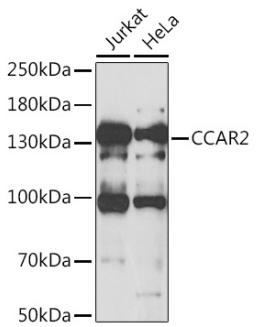

Western blot analysis of extracts of various cell lines, using CCAR2 antibody at 1:1000 dilution.Secondary antibody: HRP Goat Anti-Rabbit IgG at 1:10000 dilution.Lysates/proteins: 25ug per lane.Blocking buffer: 3% nonfat dry milk in TBST.Detection: ECL Basic Kit .Exposure time: 30s.

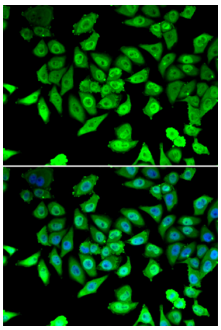

Immunohistochemistry of paraffin-embedded rat brain using CCAR2 antibody at dilution of 1:100 .Perform microwave antigen retrieval with 10 mM PBS buffer pH 7.2 before commencing with IHC staining protocol.

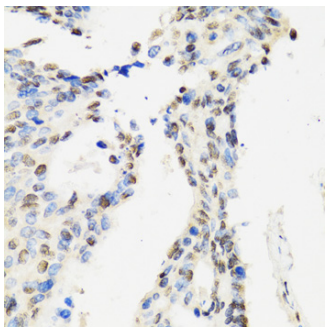

Immunohistochemistry of paraffin-embedded human rectal cancer using CCAR2 antibody at dilution of 1:100 .Perform microwave antigen retrieval with 10 mM PBS buffer pH 7.2 before commencing with IHC staining protocol.

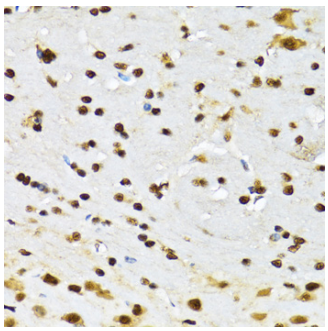

Immunohistochemistry of paraffin-embedded mouse brain using CCAR2 antibody at dilution of 1:100 .Perform microwave antigen retrieval with 10 mM PBS buffer pH 7.2 before commencing with IHC staining protocol.

Submit a product review to Biocompare.com

Submit a review of this product to Biocompare.com to receive a $20 Amazon.com giftcard! Your reviews help your fellow scientists make the right decisions. Thank you for your contribution.

Biocompare PI: PRODUCT INVESTIGATOR
amazon.com $20

BOSTER
antibody and ELISA experts

BOSTER BIOLOGICAL TECHNOLOGY
3942 B Valley Ave, Pleasanton, CA 94566
888-466-3604 | support@bosterbio.com | www.bosterbio.com

Anti-DBC-1 CCAR2 Antibody

For Research Use Only. Not for use in diagnostic procedures.