

Anti-PIK3C2A Antibody

Catalog Number: A03530

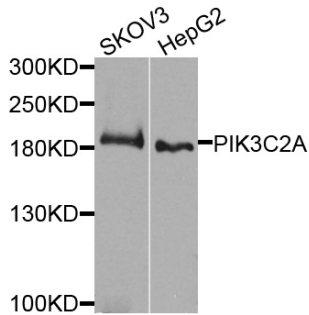
Overview

| | |
|----------------------|--|
| Product Name | Anti-PIK3C2A Antibody |
| Reactive Species | Human, Mouse, Rat |
| Description | Boster Bio Anti-PIK3C2A Antibody catalog # A03530. Tested in WB,IHC,IF applications. This antibody reacts with Human,Mouse,Rat. |
| Application | IF, IHC, WB |
| Clonality | Polyclonal |
| Formulation | Rabbit IgG, 1mg/ml in PBS with 0.02% sodium azide, 50% glycerol, pH7.2 |
| Storage Instructions | Store at -20°C for one year. For short term storage and frequent use, store at 4°C for up to one month. Avoid repeated freeze-thaw cycles. |
| Host | Rabbit |
| Uniprot ID | O00443 |

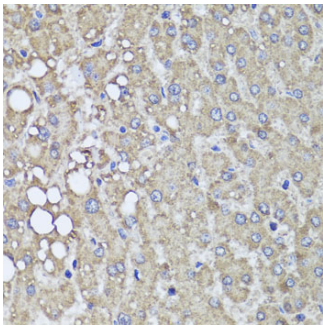
Technical Details

| | |
|---------------------|---|
| Immunogen | Recombinant protein of human PIK3C2A. |
| Isotype | IgG |
| Form | Liquid |
| Concentration | 1 mg/ml |
| Purification | The antibody was affinity-purified from rabbit antiserum by affinity-chromatography using epitope-specific immunogen and the purity is > 95% (by SDS-PAGE). |
| Suggested Dilutions | WB: 1:500-1:2000 IHC: 1:50-1:200 IF: 1:50-1:200 |

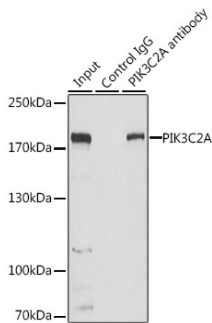
Anti-PIK3C2A Antibody (A03530) Images



Western blot analysis of extracts of various cells, using PIK3C2A antibody.



Immunohistochemistry of paraffin-embedded mouse heart using PIK3C2A antibody at dilution of 1:100 (x40 lens).



Immunoprecipitation analysis of 200ug extracts of HeLa cells, using 3 ug PIK3C2A antibody.

Submit a product review to [Biocompare.com](https://www.biocompare.com)

Submit a review of this product to [Biocompare.com](https://www.biocompare.com) to receive a \$20 Amazon.com giftcard! Your reviews help your fellow scientists make the right decisions. Thank you for your contribution.



Anti-PIK3C2A Antibody

For Research Use Only. Not for use in diagnostic procedures.