

Anti-EIF2B5 Antibody

Catalog Number: A03801

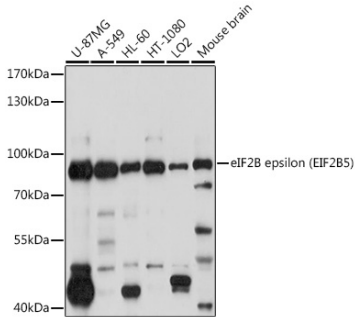
Overview

Product Name	Anti-EIF2B5 Antibody
Reactive Species	Human, Mouse, Rat
Description	Boster Bio Anti-EIF2B5 Antibody catalog # A03801. Tested in WB,IHC,ICC/IF,IP applications. This antibody reacts with Human,Mouse,Rat.
Application	IP, IF, IHC, ICC, WB
Clonality	Polyclonal
Formulation	Rabbit IgG, 1mg/ml in PBS with 0.02% sodium azide, 50% glycerol, pH7.2
Storage Instructions	Store at -20°C for one year. For short term storage and frequent use, store at 4°C for up to one month. Avoid repeated freeze-thaw cycles.
Host	Rabbit
Uniprot ID	Q13144

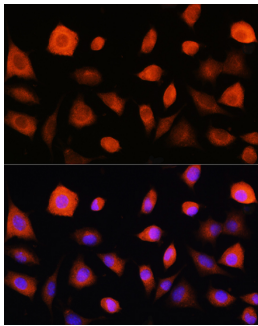
Technical Details

Immunogen	Recombinant fusion protein of human eIF2B epsilon (eIF2B epsilon (EIF2B5))(NP_003898.2).
Isotype	IgG
Form	Liquid
Concentration	1 mg/ml
Purification	The antibody was affinity-purified from rabbit antiserum by affinity-chromatography using epitope-specific immunogen and the purity is > 95% (by SDS-PAGE).
Suggested Dilutions	WB: 1:500-1:2000 IHC: 1:50-1:200 ICC/IF: 1:50-1:200 IP: 1:50-1:200

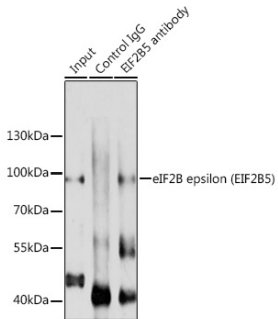
Anti-EIF2B5 Antibody (A03801) Images



Western blot analysis of extracts of various cell lines, using eIF2B epsilon) antibody at 1:1000 dilution. Secondary antibody: HRP Goat Anti-Rabbit IgG at 1:10000 dilution. Lysates/proteins: 25ug per lane. Blocking buffer: 3% nonfat dry milk in TBST. Detection: ECL Basic Kit .Exposure time: 10s.



Immunofluorescence analysis of L929 cells using eIF2B epsilon) Rabbit pAb at dilution of 1:100. Blue: DAPI for nuclear staining.



Immunoprecipitation analysis of 200ug extracts of A-549 cells using 3ug eIF2B epsilon) antibody . Western blot was performed from the immunoprecipitate using eIF2B epsilon) antibody at a dilution of 1:1000.

Submit a product review to [Biocompare.com](https://www.biocompare.com)

Submit a review of this product to [Biocompare.com](https://www.biocompare.com) to receive a \$20 Amazon.com giftcard! Your reviews help your fellow scientists make the right decisions. Thank you for your contribution.



Anti-EIF2B5 Antibody

For Research Use Only. Not for use in diagnostic procedures.