

Anti-DAP-5 (N65) EIF4G2 Antibody

Catalog Number: A03888

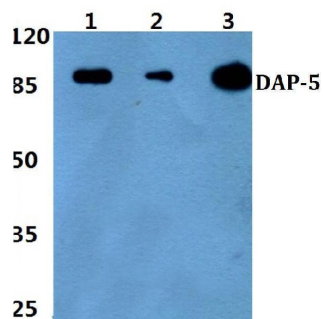
Overview

Product Name	Anti-DAP-5 (N65) EIF4G2 Antibody
Reactive Species	Human, Mouse, Rat
Description	Boster Bio Anti-DAP-5 (N65) EIF4G2 Antibody catalog # A03888. Tested in WB,IHC,IF applications. This antibody reacts with Human,Mouse,Rat.
Application	IF, IHC, WB
Clonality	Polyclonal
Formulation	Rabbit IgG, 1mg/ml in PBS with 0.02% sodium azide, 50% glycerol, pH7.2
Storage Instructions	Store at -20°C for one year. For short term storage and frequent use, store at 4°C for up to one month. Avoid repeated freeze-thaw cycles.
Host	Rabbit
Uniprot ID	P78344

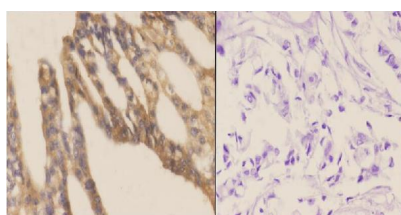
Technical Details

Immunogen	Synthetic peptide, corresponding to amino acids 35-80 of Human DAP-5.
Isotype	IgG
Form	Liquid
Concentration	1 mg/ml
Purification	The antibody was affinity-purified from rabbit antiserum by affinity-chromatography using epitope-specific immunogen and the purity is > 95% (by SDS-PAGE).
Suggested Dilutions	WB: 1:500-1:1000 IHC: 1:50-1:200 IF: 1:50-1:200

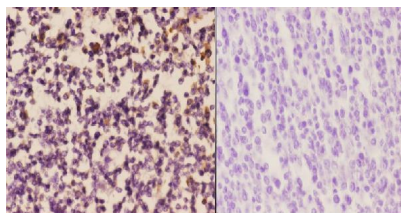
Anti-DAP-5 (N65) EIF4G2 Antibody (A03888) Images



Western blot (WB) analysis of DAP-5 (N65) polyclonal antibody at 1:500 dilution Lane1:HepG2 cell lysate Lane2:Raw264.7 cell lysate Lane3:H9C2 cell lysate



Immunohistochemistry (IHC) analyzes of DAP-5 (N65) pAb in paraffin-embedded human breast carcinoma tissue at 1:50. showing cytoplasmic staining. Negative control (the right) Using PBS instead of primary antibody, secondary antibody is Goat Anti-Rabbit IgG-biotin followed by avidin-peroxidase.



Immunohistochemistry (IHC) analyzes of DAP-5 (N65) pAb in paraffin-embedded human tonsil carcinoma tissue at 1:50. showing cytoplasmic staining. Negative control (the right) Using PBS instead of primary antibody, secondary antibody is Goat Anti-Rabbit IgG-biotin followed by avidin-peroxidase.

Submit a product review to Biocompare.com

Submit a review of this product to Biocompare.com to receive a \$20 Amazon.com giftcard! Your reviews help your fellow scientists make the right decisions. Thank you for your contribution.



Anti-DAP-5 (N65) EIF4G2 Antibody

For Research Use Only. Not for use in diagnostic procedures.