

Anti-14-3-3 theta/ tau YWHAQ Antibody

Catalog Number: A03904


Overview

Product Name	Anti-14-3-3 theta/ tau YWHAQ Antibody
Reactive Species	Human, Mouse, Rat
Description	Boster Bio Anti-14-3-3 theta/ tau YWHAQ Antibody catalog # A03904. Tested in WB, IHC, IF, ELISA applications. This antibody reacts with Human, Mouse, Rat.
Application	ELISA, IF, IHC, WB
Clonality	Polyclonal
Formulation	Liquid in PBS containing 50% glycerol, 0.5% stabilizing protein and 0.02% sodium azide. *This antibody is supplied in a stabilized formulation. Compatibility with conjugation reactions depends on the chemistry of the conjugation method used. For conjugation methods that are not compatible with the stabilizing components present in this formulation, a carrier-free antibody format is required.
Storage Instructions	Store at -20°C for one year. For short term storage and frequent use, store at 4°C for up to one month. Avoid repeated freeze-thaw cycles.
Host	Rabbit
Uniprot ID	P27348

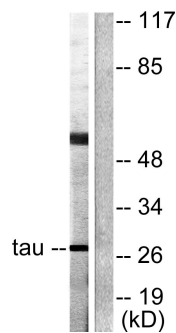
Technical Details

Immunogen	The antiserum was produced against synthesized peptide derived from human 14-3-3 theta/tau. AA range:196-245
Isotype	IgG
Form	Liquid
Concentration	1 mg/ml
Purification	Immunogen affinity purified
Suggested Dilutions	WB 1:500-1:2000 IHC 1:100-1:300 IF 1:200-1:1000 ELISA 1:5000

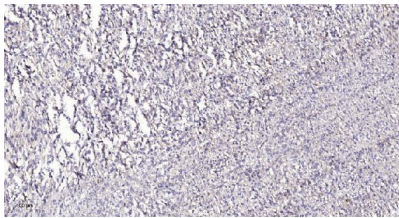
Anti-14-3-3 theta/ tau YWHAQ Antibody (A03904) Images



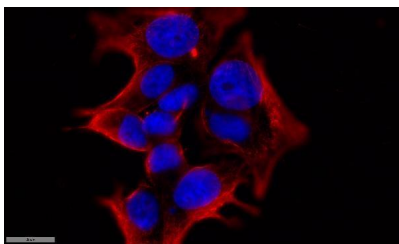
Western Blot analysis of HeLa cells using 14-3-3 theta/tau Polyclonal Antibody diluted at 1:500



Western blot analysis of lysates from HeLa cells, using 14-3-3 theta/tau Antibody. The lane on the right is blocked with the synthesized peptide.



Immunohistochemical analysis of paraffin-embedded human Colon cancer. 1, Antibody was diluted at 1:200 (4° overnight). 2, Tris-EDTA, pH9.0 was used for antigen retrieval. 3, Secondary antibody was diluted at 1:200 (room temperature, 45min).



Immunofluorescence analysis of MCF7 cell. 1, primary Antibody was diluted at 1:100 (4°C overnight). 2, Goat Anti Rabbit IgG (H&L) - AFuor 594 Secondary antibody was diluted at 1:500 (room temperature, 50min).

Submit a product review to Biocompare.com

Submit a review of this product to Biocompare.com to receive a \$20 Amazon.com giftcard! Your reviews help your fellow scientists make the right decisions. Thank you for your contribution.



Anti-14-3-3 theta/ tau YWHAQ Antibody

For Research Use Only. Not for use in diagnostic procedures.