

Anti-CaMKII CAMK2B Antibody

Catalog Number: A03964

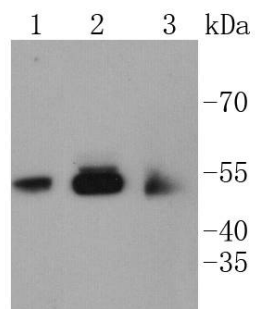
Overview

Product Name	Anti-CaMKII CAMK2B Antibody
Reactive Species	Human, Mouse, Rat
Description	Boster Bio Anti-CaMKII CAMK2B Antibody catalog # A03964. Tested in WB,ICC/IF,IHC applications. This antibody reacts with Human,Mouse,Rat.
Application	IF, IHC, ICC, WB
Clonality	Polyclonal
Formulation	Rabbit IgG, 1mg/ml in PBS with 0.02% sodium azide, 50% glycerol, pH7.2
Storage Instructions	Store at -20°C for one year. For short term storage and frequent use, store at 4°C for up to one month. Avoid repeated freeze-thaw cycles.
Host	Rabbit
Uniprot ID	Q13554

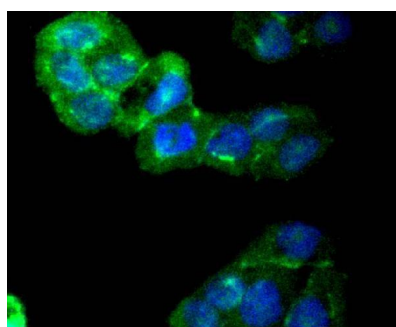
Technical Details

Immunogen	recombinant protein
Isotype	IgG
Form	Liquid
Concentration	1 mg/ml
Purification	ProA affinity purified
Suggested Dilutions	WB: 1:1,000-1:2,000 ICC: 1:50-1:200 IHC: 1:50-1:200

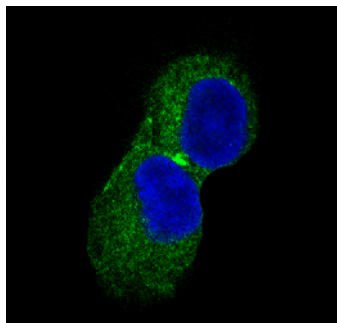
Anti-CaMKII CAMK2B Antibody (A03964) Images



Western blot analysis of CaMKII on different lysates using anti-CaMKII antibody at 1/1,000 dilution. Positive control:
Lane 1: SH-SY-5Y Lane 2: PC-12 Lane 3: SHG-44



ICC staining CaMKII in HeLa cells (green). The nuclear counter stain is DAPI (blue). Cells were fixed in paraformaldehyde, permeabilised with 0.25% Triton X100/PBS.



Immunofluorescent analysis of PC-12 cells, using CaMKII Antibody .

Submit a product review to [Biocompare.com](https://www.biocompare.com)

Submit a review of this product to [Biocompare.com](https://www.biocompare.com) to receive a \$20 Amazon.com giftcard! Your reviews help your fellow scientists make the right decisions. Thank you for your contribution.



Anti-CaMKII CAMK2B Antibody

For Research Use Only. Not for use in diagnostic procedures.