

Anti-TMPRSS3 Antibody

Catalog Number: A04164-1


Overview

Product Name	Anti-TMPRSS3 Antibody
Reactive Species	Human, Mouse
Description	Boster Bio Anti-TMPRSS3 Antibody catalog # A04164-1. Tested in ELISA, IF, IHC, WB applications. This antibody reacts with Human, Mouse.
Application	ELISA, IF, IHC, WB
Clonality	Polyclonal
Formulation	Liquid in PBS containing 50% glycerol, 0.5% stabilizing protein and 0.02% sodium azide. *This antibody is supplied in a stabilized formulation. Compatibility with conjugation reactions depends on the chemistry of the conjugation method used. For conjugation methods that are not compatible with the stabilizing components present in this formulation, a carrier-free antibody format is required.
Storage Instructions	Store at -20°C for one year. For short term storage and frequent use, store at 4°C for up to one month. Avoid repeated freeze-thaw cycles.
Host	Rabbit
Uniprot ID	P57727

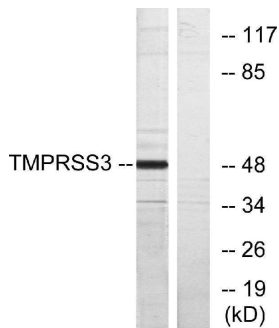
Technical Details

Immunogen	The antiserum was produced against synthesized peptide derived from human TMPRSS3. AA range:405-454
Isotype	IgG
Form	Liquid
Concentration	1 mg/ml
Purification	The antibody was affinity-purified from rabbit antiserum by affinity-chromatography using epitope-specific immunogen.
Suggested Dilutions	WB 1:500-1:2000 IHC 1:100-1:300 IF 1:200-1:1000 ELISA 1:10000

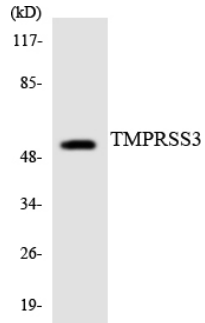
Anti-TMPRSS3 Antibody (A04164-1) Images



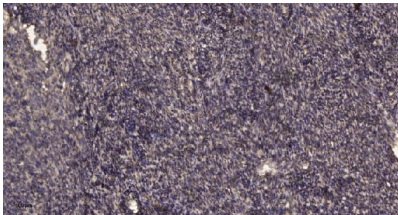
Western Blot analysis of various cells using TMPRSS3 Polyclonal Antibody. Secondary antibody was diluted at 1:20000



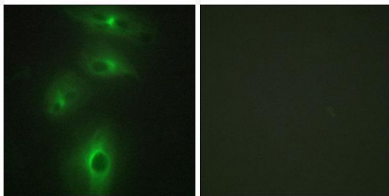
Western blot analysis of lysates from HUVEC cells, using TMPRSS3 Antibody. The lane on the right is blocked with the synthesized peptide.



Western blot analysis of the lysates from HT-29 cells using TMPRSS3 antibody.



Immunohistochemical analysis of paraffin-embedded human uterus. 1, Antibody was diluted at 1:200 (4° overnight). 2, Tris-EDTA, pH9.0 was used for antigen retrieval. 3, Secondary antibody was diluted at 1:200 (room temperature, 45min).



Immunofluorescence analysis of HeLa cells, using TMPRSS3 Antibody. The picture on the right is blocked with the synthesized peptide.

Submit a review of this product to Biocompare.com to receive a \$20 Amazon.com giftcard! Your reviews help your fellow scientists make the right decisions. Thank you for your contribution.



Anti-TMPRSS3 Antibody

For Research Use Only. Not for use in diagnostic procedures.