

## Anti-JAM-B JAM2 Antibody

Catalog Number: A04298-1

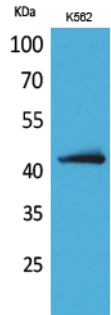
### Overview

Product Name	Anti-JAM-B JAM2 Antibody
Reactive Species	Human, Mouse, Rat
Description	Boster Bio Anti-JAM-B JAM2 Antibody catalog # A04298-1. Tested in ELISA, IHC, WB applications. This antibody reacts with Human, Mouse, Rat.
Application	ELISA, IF, IHC, WB
Clonality	Polyclonal
Formulation	Liquid in PBS containing 50% glycerol, 0.5% stabilizing protein and 0.02% sodium azide. *This antibody is supplied in a stabilized formulation. Compatibility with conjugation reactions depends on the chemistry of the conjugation method used. For conjugation methods that are not compatible with the stabilizing components present in this formulation, a carrier-free antibody format is required.
Storage Instructions	Store at -20°C for one year. For short term storage and frequent use, store at 4°C for up to one month. Avoid repeated freeze-thaw cycles.
Host	Rabbit
Uniprot ID	P57087

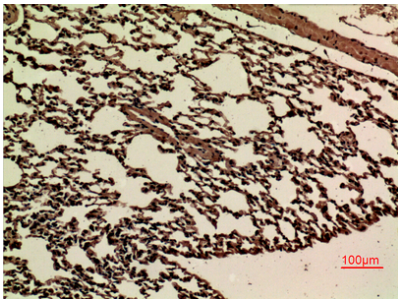
### Technical Details

Immunogen	Synthesized peptide derived from the Internal region of human JAM-B.
Isotype	IgG
Form	Liquid
Concentration	1 mg/ml
Purification	The antibody was affinity-purified from rabbit antiserum by affinity-chromatography using epitope-specific immunogen.
Suggested Dilutions	WB 1:500-1:2000 IHC: 1:100-300 ELISA 1:20000 IF 1:50-200

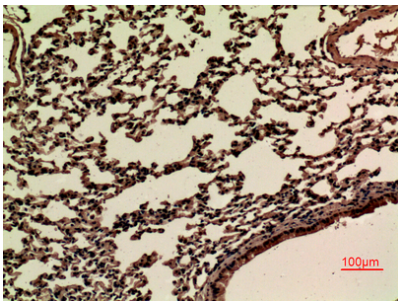
## Anti-JAM-B JAM2 Antibody (A04298-1) Images



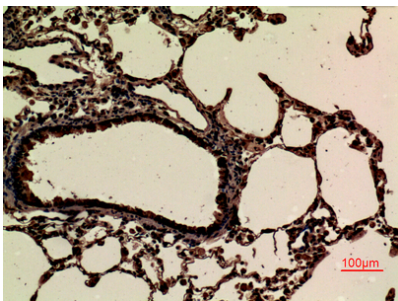
Western blotting validation for Anti-JAM-B JAM2 Antibody A04298-1 Western Blot (WB) analysis of K562 cells using JAM-B polyclonal antibody. Electrophoresis was performed on a SDS-PAGE gel. To determine SDS-PAGE gel concentration



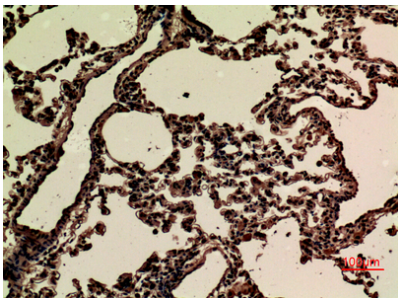
Immunohistochemistry validation of JAM2 using Anti-JAM-B JAM2 Antibody (A04298-1). Immunohistochemistry (IHC) analysis of paraffin-embedded Rat Lung



Immunohistochemistry validation of JAM2 using Anti-JAM-B JAM2 Antibody (A04298-1). Immunohistochemistry (IHC) analysis of paraffin-embedded Rat Lung



Immunohistochemistry validation of JAM2 using Anti-JAM-B JAM2 Antibody (A04298-1). Immunohistochemistry (IHC) analysis of paraffin-embedded Mouse Lung



Immunohistochemistry validation of JAM2 using Anti-JAM-B JAM2 Antibody (A04298-1). Immunohistochemistry (IHC) analysis of paraffin-embedded Mouse Lung

## Submit a product review to Biocompare.com

Submit a review of this product to Biocompare.com to receive a \$20 Amazon.com giftcard! Your reviews help your fellow scientists make the right decisions. Thank you for your contribution.



Anti-JAM-B JAM2 Antibody

For Research Use Only. Not for use in diagnostic procedures.