

## Anti-Anamorsin CIAPIN1 Antibody

Catalog Number: A04333

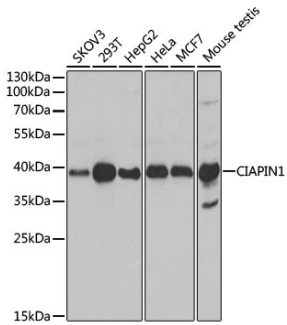
### Overview

Product Name	Anti-Anamorsin CIAPIN1 Antibody
Reactive Species	Human, Mouse
Description	Boster Bio Anti-Anamorsin CIAPIN1 Antibody catalog # A04333. Tested in WB,IHC,IF applications. This antibody reacts with Human,Mouse.
Application	IF, IHC, WB
Clonality	Polyclonal
Formulation	Rabbit IgG, 1mg/ml in PBS with 0.02% sodium azide, 50% glycerol, pH7.2
Storage Instructions	Store at -20°C for one year. For short term storage and frequent use, store at 4°C for up to one month. Avoid repeated freeze-thaw cycles.
Host	Rabbit
Uniprot ID	Q6FI81

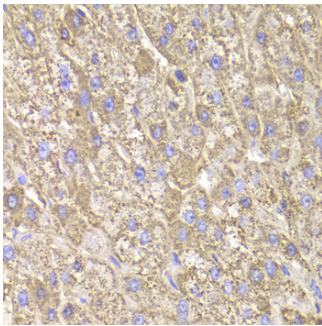
### Technical Details

Immunogen	Recombinant full length Human CIAPIN1.
Isotype	IgG
Form	Liquid
Concentration	1 mg/ml
Purification	The antibody was affinity-purified from rabbit antiserum by affinity-chromatography using epitope-specific immunogen and the purity is > 95% (by SDS-PAGE).
Suggested Dilutions	WB: 1:500-1:2000 IHC: 1:50-1:200 IF: 1:50-1:200

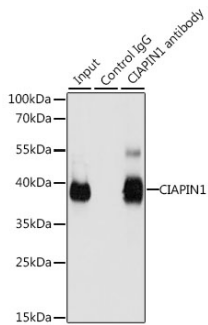
## Anti-Anamorsin CIAPIN1 Antibody (A04333) Images



WesternBlot (WB) analysis of CIAPIN1 polyclonal antibody



Immunohistochemistry of paraffin-embedded human liver injury using CIAPIN1 Antibody.



Immunoprecipitation analysis of 200ug extracts of 293T cells, using 3 ug CIAPIN1 antibody.

### Submit a product review to [Biocompare.com](https://www.biocompare.com)

Submit a review of this product to [Biocompare.com](https://www.biocompare.com) to receive a \$20 Amazon.com giftcard! Your reviews help your fellow scientists make the right decisions. Thank you for your contribution.



Anti-Anamorsin CIAPIN1 Antibody

For Research Use Only. Not for use in diagnostic procedures.