

Anti-RPLP0 Antibody

Catalog Number: A04349

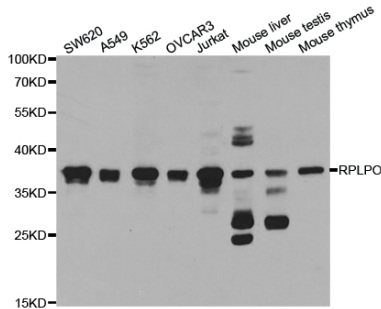
Overview

Product Name	Anti-RPLP0 Antibody
Reactive Species	Human, Mouse, Rat
Description	Boster Bio Anti-RPLP0 Antibody catalog # A04349. Tested in WB,IHC,IF applications. This antibody reacts with Human,Mouse,Rat.
Application	IF, IHC, WB
Clonality	Polyclonal
Formulation	Rabbit IgG, 1mg/ml in PBS with 0.02% sodium azide, 50% glycerol, pH7.2
Storage Instructions	Store at -20°C for one year. For short term storage and frequent use, store at 4°C for up to one month. Avoid repeated freeze-thaw cycles.
Host	Rabbit
Uniprot ID	P05388

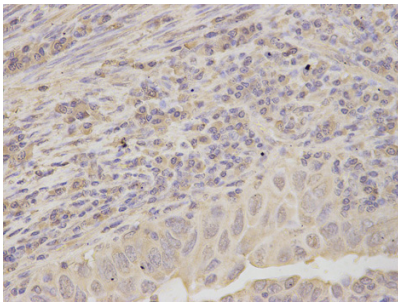
Technical Details

Immunogen	Recombinant full length Human RPLP0.
Isotype	IgG
Form	Liquid
Concentration	1 mg/ml
Purification	The antibody was affinity-purified from rabbit antiserum by affinity-chromatography using epitope-specific immunogen and the purity is > 95% (by SDS-PAGE).
Suggested Dilutions	WB: 1:500-1:2000 IHC/IF: 1:50-1:200

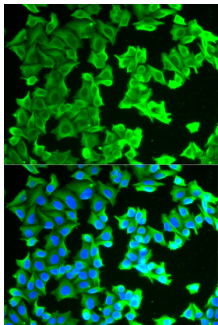
Anti-RPLP0 Antibody (A04349) Images



Western blot analysis of RPLP0 polyclonal antibody



Immunohistochemistry (IHC) analysis of RPLP0 polyclonal antibody in paraffin-embedded Human Endometrial Cancer tissue.



Immunofluorescence analysis of HeLa cells, using RPLP0 polyclonal antibody

Submit a product review to [Biocompare.com](https://www.biocompare.com)

Submit a review of this product to [Biocompare.com](https://www.biocompare.com) to receive a \$20 Amazon.com giftcard! Your reviews help your fellow scientists make the right decisions. Thank you for your contribution.



Anti-RPLP0 Antibody

For Research Use Only. Not for use in diagnostic procedures.