

Anti-Oct-2 (H3) POU2F2 Antibody

Catalog Number: A04407-1

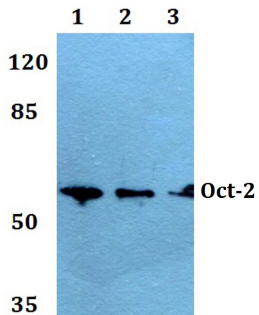
Overview

Product Name	Anti-Oct-2 (H3) POU2F2 Antibody
Reactive Species	Human, Mouse
Description	Boster Bio Anti-Oct-2 (H3) POU2F2 Antibody catalog # A04407-1. Tested in WB,IHC,IF applications. This antibody reacts with Human,Mouse.
Application	IF, IHC, WB
Clonality	Polyclonal
Formulation	Rabbit IgG, 1mg/ml in PBS with 0.02% sodium azide, 50% glycerol, pH7.2
Storage Instructions	Store at -20°C for one year. For short term storage and frequent use, store at 4°C for up to one month. Avoid repeated freeze-thaw cycles.
Host	Rabbit
Uniprot ID	P09086

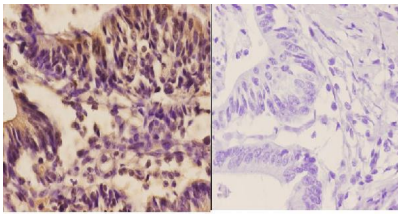
Technical Details

Immunogen	Synthetic peptide, corresponding to the N-terminus of Human Oct-2.
Isotype	IgG
Form	Liquid
Concentration	1 mg/ml
Purification	The antibody was affinity-purified from rabbit antiserum by affinity-chromatography using epitope-specific immunogen and the purity is > 95% (by SDS-PAGE).
Suggested Dilutions	WB: 1:500-1:1000 IHC: 1:50-1:200 IF: 1:50-1:200

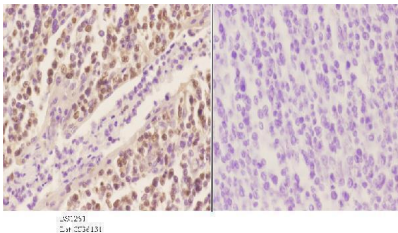
Anti-Oct-2 (H3) POU2F2 Antibody (A04407-1) Images



Western blot (WB) analysis of Oct-2 (H3) polyclonal antibody at 1:500 dilution Lane1:HEK293T whole cell lysate Lane2:NIH-3T3 whole cell lysate Lane3:H9C2 whole cell lysate



Immunohistochemistry (IHC) analyzes of Oct-2 (H3) pAb in paraffin-embedded human colon carcinoma tissue at 1:50. showing cytoplasmic and nucleus staining. Negative control (the right) Using PBS instead of primary antibody, secondary antibody is Goat Anti-Rabbit IgG-biotin followed by avidin-peroxidase.



Immunohistochemistry (IHC) analyzes of Oct-2 (H3) pAb in paraffin-embedded human tonsil carcinoma tissue at 1:50. showing cytoplasmic and nucleus staining. Negative control (the right) Using PBS instead of primary antibody, secondary antibody is Goat Anti-Rabbit IgG-biotin followed by avidin-peroxidase.

Submit a product review to [Biocompare.com](https://www.biocompare.com)

Submit a review of this product to [Biocompare.com](https://www.biocompare.com) to receive a \$20 Amazon.com giftcard! Your reviews help your fellow scientists make the right decisions. Thank you for your contribution.



Anti-Oct-2 (H3) POU2F2 Antibody

For Research Use Only. Not for use in diagnostic procedures.