

Anti-Cochlin COCH Antibody

Catalog Number: A04411

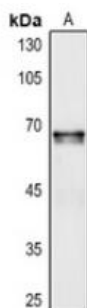
Overview

Product Name	Anti-Cochlin COCH Antibody
Reactive Species	Human
Description	Boster Bio Anti-Cochlin COCH Antibody catalog # A04411. Tested in IHC, ICC/IF applications. This antibody reacts with Human.
Application	IF, IHC, ICC
Clonality	Polyclonal
Formulation	Rabbit IgG, 1mg/ml in PBS with 0.02% sodium azide, 50% glycerol, pH7.2
Storage Instructions	Store at -20°C for one year. For short term storage and frequent use, store at 4°C for up to one month. Avoid repeated freeze-thaw cycles.
Host	Rabbit
Uniprot ID	O43405

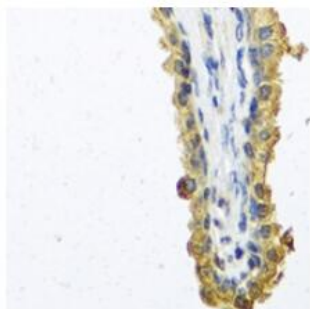
Technical Details

Immunogen	Recombinant fusion protein of human COCH(NP_001128530.1).
Isotype	IgG
Form	Liquid
Concentration	1 mg/ml
Purification	The antibody was affinity-purified from rabbit antiserum by affinity-chromatography using epitope-specific immunogen and the purity is > 95% (by SDS-PAGE).
Suggested Dilutions	IHC: 1:50-1:100 ICC/IF: 1:50-1:100

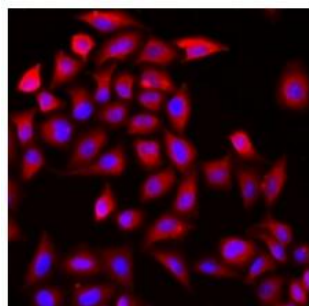
Anti-Cochlin COCH Antibody (A04411) Images



Western blot analysis of COCH expression in HEK293T (A) whole cell lysates.



Immunohistochemical analysis of COCH staining in human prostate formalin fixed paraffin embedded tissue section.



Immunofluorescent analysis of COCH staining in HeLa cells.

Submit a product review to [Biocompare.com](https://www.biocompare.com)

Submit a review of this product to [Biocompare.com](https://www.biocompare.com) to receive a \$20 Amazon.com giftcard! Your reviews help your fellow scientists make the right decisions. Thank you for your contribution.



Anti-Cochlin COCH Antibody

For Research Use Only. Not for use in diagnostic procedures.