

Anti-FKBP12 FKBP1A Antibody

Catalog Number: A04492

About FKBP1A

FKBP, or FK506 binding protein, is a family of proteins that have prolyl isomerase activity and are related to the cyclophilins in function (1). FKBP12, also called FKBP1, was originally identified as a target of FK506 and rapamycin activity and catalyzes the transition between cis and transproline residues critical for proper folding of proteins (2). FKBP12 is an abundant, evolutionarily conserved cytoplasmic protein that is an important regulator of diverse array of cellular processes including T cell activation, entry into the cell cycle and intracellular calcium release (3-5).

Overview

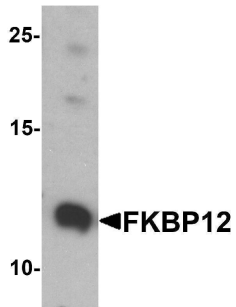
Product Name	Anti-FKBP12 FKBP1A Antibody
Reactive Species	Human, Mouse, Rat
Description	Boster Bio Anti-FKBP12 FKBP1A Antibody (Catalog # A04492). Tested in ELISA, WB, ICC, IF applications. This antibody reacts with Human, Mouse, Rat.
Application	ELISA, IF, ICC, WB
Clonality	Polyclonal
Formulation	FKBP12 Antibody is supplied in PBS containing 0.02% sodium azide.
Storage Instructions	FKBP12 antibody can be stored at 4°C for three months and -20°C, stable for up to one year.
Host	Rabbit
Uniprot ID	P62942

Technical Details

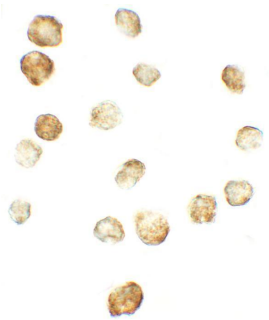
Immunogen	FKBP12 antibody was raised against an 18 amino acid peptide near the center of human FKBP12. The immunogen is located within the first 50 amino acids of FKBP12.
Predicted Reactive Species	Bovine, Rabbit
Cross Reactivity	FKBP12 antibody is human, mouse and rat reactive.
Isotype	IgG
Form	Liquid
Concentration	1 mg/mL
Purification	FKBP12 antibody is affinity chromatography purified via peptide column.
Suggested Dilutions	FKBP12 antibody can be used for detection of FKBP12 by Western blot at 1 - 2 ug/ml. Antibody can also be used for Immunocytochemistry at 5 ug/mL. For Immunofluorescence start at 20 ug/mL.

Antibody validated: Western Blot in human samples; Immunocytochemistry in human samples and Immunofluorescence in human samples. All other applications and species not yet tested. Optimal dilutions for each application should be determined by the researcher.

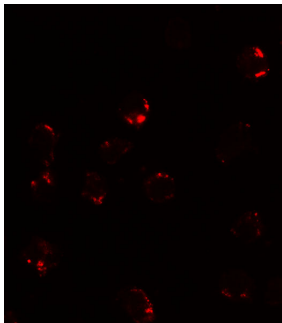
Anti-FKBP12 FKBP1A Antibody (A04492) Images



Western blot analysis of FKBP12 in A431 cell lysate with FKBP12 antibody at 1 ug/ml.



Immunocytochemistry of FKBP12 in A431 cells with FKBP12 antibody at 5 ug/mL.



Immunofluorescence of FKBP12 in A431 cells with FKBP12 antibody at 20 ug/mL.

Submit a product review to [Biocompare.com](https://www.biocompare.com)

Submit a review of this product to [Biocompare.com](https://www.biocompare.com) to receive a \$20 Amazon.com giftcard! Your reviews help your fellow scientists make the right decisions. Thank you for your contribution.



Anti-FKBP12 FKBP1A Antibody

For Research Use Only. Not for use in diagnostic procedures.