

## Anti-Glycine--tRNA ligase GARS Antibody

Catalog Number: A04618

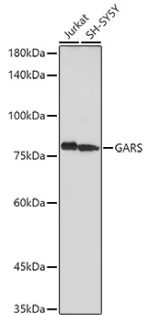
### Overview

Product Name	Anti-Glycine--tRNA ligase GARS Antibody
Reactive Species	Human, Mouse, Rat
Description	Boster Bio Anti-Glycine--tRNA ligase GARS Antibody catalog # A04618. Tested in WB,IHC,ICC/IF applications. This antibody reacts with Human,Mouse,Rat.
Application	IF, IHC, ICC, WB
Clonality	Polyclonal
Formulation	Rabbit IgG, 1mg/ml in PBS with 0.02% sodium azide, 50% glycerol, pH7.2
Storage Instructions	Store at -20°C for one year. For short term storage and frequent use, store at 4°C for up to one month. Avoid repeated freeze-thaw cycles.
Host	Rabbit
Uniprot ID	P41250

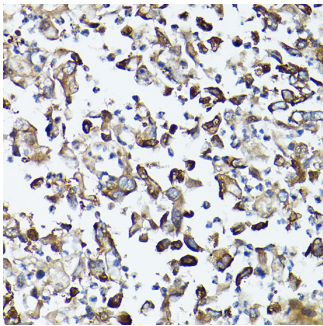
### Technical Details

Immunogen	Recombinant fusion protein of human GARS(NP_002038.2).
Isotype	IgG
Form	Liquid
Concentration	1 mg/ml
Purification	The antibody was affinity-purified from rabbit antiserum by affinity-chromatography using epitope-specific immunogen and the purity is > 95% (by SDS-PAGE).
Suggested Dilutions	WB: 1:1000-1:4000 IHC: 1:50-1:200 ICC/IF: 1:50-1:200

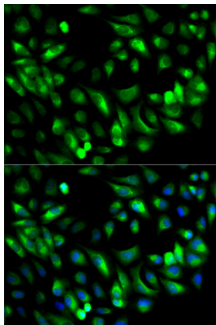
## Anti-Glycine--tRNA ligase GARS Antibody (A04618) Images



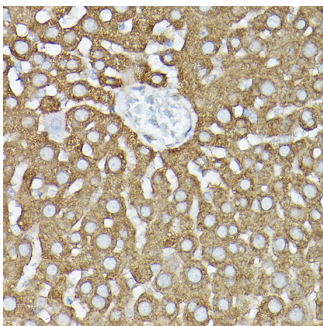
Western blot analysis of extracts of various cell lines, using GARS antibody at 1:1000 dilution. Secondary antibody: HRP Goat Anti-Rabbit IgG at 1:10000 dilution. Lysates/proteins: 25ug per lane. Blocking buffer: 3% nonfat dry milk in TBST. Detection: ECL Basic Kit. Exposure time: 60s.



Immunohistochemistry of paraffin-embedded human lung cancer using GARS Rabbit pAb at dilution of 1:300. Perform high pressure antigen retrieval with 10 mM citrate buffer pH 6.0 before commencing with IHC staining protocol.



Immunohistochemistry of paraffin-embedded human thyroid cancer using GARS Rabbit pAb at dilution of 1:300. Perform high pressure antigen retrieval with 10 mM citrate buffer pH 6.0 before commencing with IHC staining protocol.



Immunohistochemistry of paraffin-embedded mouse liver using GARS Rabbit pAb at dilution of 1:300. Perform high pressure antigen retrieval with 10 mM citrate buffer pH 6.0 before commencing with IHC staining protocol.

**Submit a product review to Biocompare.com**

Submit a review of this product to Biocompare.com to receive a \$20 Amazon.com giftcard! Your reviews help your fellow scientists make the right decisions. Thank you for your contribution.



Anti-Glycine--tRNA ligase GARS Antibody

For Research Use Only. Not for use in diagnostic procedures.