

## Anti-Agrin AGRN Antibody

Catalog Number: A04649-1

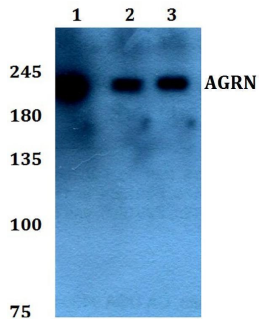
### Overview

Product Name	Anti-Agrin AGRN Antibody
Reactive Species	Human, Mouse, Rat
Description	Boster Bio Anti-Agrin AGRN Antibody catalog # A04649-1. Tested in WB,IHC applications. This antibody reacts with Human,Mouse,Rat.
Application	IHC, WB
Clonality	Polyclonal
Formulation	Rabbit IgG, 1mg/ml in PBS with 0.02% sodium azide, 50% glycerol, pH7.2
Storage Instructions	Store at -20°C for one year. For short term storage and frequent use, store at 4°C for up to one month. Avoid repeated freeze-thaw cycles.
Host	Rabbit
Uniprot ID	O00468

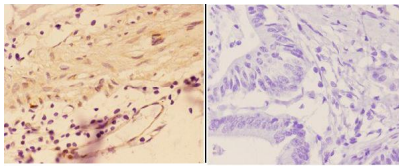
### Technical Details

Immunogen	A synthetic peptide corresponding to residues in Human AGRN.
Isotype	IgG
Form	Liquid
Concentration	1 mg/ml
Purification	The antibody was affinity-purified from rabbit antiserum by affinity-chromatography using epitope-specific immunogen and the purity is > 95% (by SDS-PAGE).
Suggested Dilutions	WB: 1:500-1:1000 IHC: 1:50-1:200

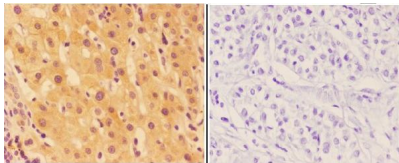
## Anti-Agrin AGRN Antibody (A04649-1) Images



Western blot (WB) analysis of AGRN polyclonal antibody at 1:500 dilution Lane1:HEK293T whole cell lysate Lane2:NIH-3T3 whole cell lysate Lane3:PC12 whole cell lysate



Immunohistochemistry (IHC) analyzes of AGRN pAb in paraffin-embedded human colon carcinoma tissue at 1:50, showing secreted staining. Negative control (the right) Using PBS instead of primary antibody, secondary antibody is Goat Anti-Rabbit IgG-biotin followed by avidin-peroxidase.



Immunohistochemistry (IHC) analyzes of AGRN pAb in paraffin-embedded human liver carcinoma tissue at 1:50, showing secreted staining. Negative control (the right) Using PBS instead of primary antibody, secondary antibody is Goat Anti-Rabbit IgG-biotin followed by avidin-peroxidase.

### Submit a product review to Biocompare.com

Submit a review of this product to Biocompare.com to receive a \$20 Amazon.com giftcard! Your reviews help your fellow scientists make the right decisions. Thank you for your contribution.



Anti-Agrin AGRN Antibody

For Research Use Only. Not for use in diagnostic procedures.