

Anti-PSTPIP1 Antibody

Catalog Number: A04844

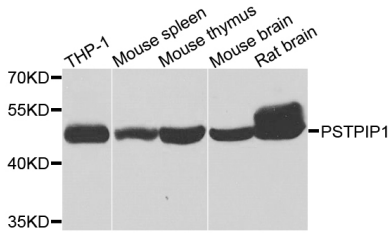
Overview

Product Name	Anti-PSTPIP1 Antibody
Reactive Species	Human, Mouse, Rat
Description	Boster Bio Anti-PSTPIP1 Antibody catalog # A04844. Tested in WB,IHC applications. This antibody reacts with Human,Mouse,Rat.
Application	IHC, WB
Clonality	Polyclonal
Formulation	Rabbit IgG, 1mg/ml in PBS with 0.02% sodium azide, 50% glycerol, pH7.2
Storage Instructions	Store at -20°C for one year. For short term storage and frequent use, store at 4°C for up to one month. Avoid repeated freeze-thaw cycles.
Host	Rabbit
Uniprot ID	O43586

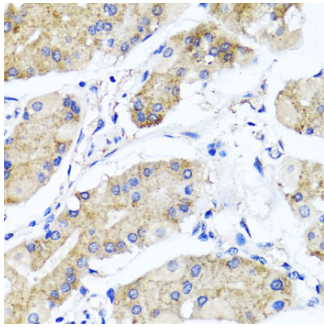
Technical Details

Immunogen	Recombinant protein of human PSTPIP1.
Isotype	IgG
Form	Liquid
Concentration	1 mg/ml
Purification	The antibody was affinity-purified from rabbit antiserum by affinity-chromatography using epitope-specific immunogen and the purity is > 95% (by SDS-PAGE).
Suggested Dilutions	WB: 1:500-1:2000 IHC 1:50-1:200

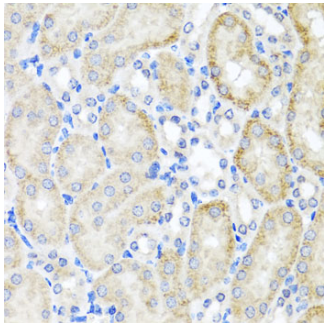
Anti-PSTPIP1 Antibody (A04844) Images



Western blot analysis of extracts of various cells, using PSTPIP1 antibody.



Immunohistochemistry of paraffin-embedded human gastric using PSTPIP1 antibody at dilution of 1:100 (x40 lens).



Immunohistochemistry of paraffin-embedded mouse kidney using PSTPIP1 antibody at dilution of 1:100 (x40 lens).

Submit a product review to Biocompare.com

Submit a review of this product to Biocompare.com to receive a \$20 Amazon.com giftcard! Your reviews help your fellow scientists make the right decisions. Thank you for your contribution.



Anti-PSTPIP1 Antibody

For Research Use Only. Not for use in diagnostic procedures.