

Anti-Hypoxia up-regulated protein 1 HYOU1 Antibody

Catalog Number: A04934

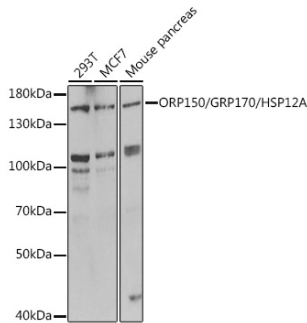
Overview

| | |
|----------------------|---|
| Product Name | Anti-Hypoxia up-regulated protein 1 HYOU1 Antibody |
| Reactive Species | Human, Mouse |
| Description | Boster Bio Anti-Hypoxia up-regulated protein 1 HYOU1 Antibody catalog # A04934. Tested in WB,IHC applications. This antibody reacts with Human,Mouse. |
| Application | IHC, WB |
| Clonality | Polyclonal |
| Formulation | Rabbit IgG, 1mg/ml in PBS with 0.02% sodium azide, 50% glycerol, pH7.2 |
| Storage Instructions | Store at -20°C for one year. For short term storage and frequent use, store at 4°C for up to one month. Avoid repeated freeze-thaw cycles. |
| Host | Rabbit |
| Uniprot ID | Q9Y4L1 |

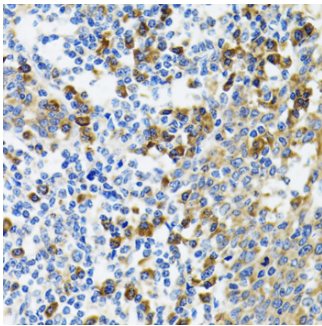
Technical Details

| | |
|---------------------|---|
| Immunogen | Recombinant fusion protein of human ORP150/GRP170/HSP12A(NP_001124463.1). |
| Isotype | IgG |
| Form | Liquid |
| Concentration | 1 mg/ml |
| Purification | The antibody was affinity-purified from rabbit antiserum by affinity-chromatography using epitope-specific immunogen and the purity is > 95% (by SDS-PAGE). |
| Suggested Dilutions | WB: 1:500-1:2000 IHC: 1:50-1:200 |

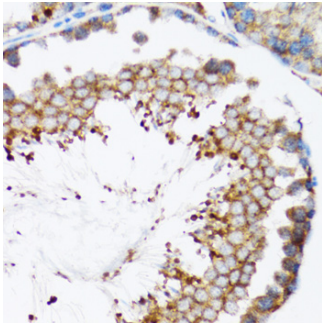
Anti-Hypoxia up-regulated protein 1 HYOU1 Antibody (A04934) Images



Western blot analysis of extracts of various cell lines, using ORP150/GRP170/HSP12A antibody at 1:1000 dilution. Secondary antibody: HRP Goat Anti-Rabbit IgG at 1:10000 dilution. Lysates/proteins: 25ug per lane. Blocking buffer: 3% nonfat dry milk in TBST. Detection: ECL Basic Kit. Exposure time: 15min.



Immunohistochemistry of paraffin-embedded human vermiform appendix using ORP150/GRP170/HSP12A antibody at dilution of 1:100. Perform microwave antigen retrieval with 10 mM PBS buffer pH 7.2 before commencing with IHC staining protocol.



Immunohistochemistry of paraffin-embedded mouse testis using ORP150/GRP170/HSP12A antibody at dilution of 1:100. Perform microwave antigen retrieval with 10 mM PBS buffer pH 7.2 before commencing with IHC staining protocol.

Submit a product review to Biocompare.com

Submit a review of this product to Biocompare.com to receive a \$20 Amazon.com giftcard! Your reviews help your fellow scientists make the right decisions. Thank you for your contribution.



Anti-Hypoxia up-regulated protein 1 HYOU1 Antibody

For Research Use Only. Not for use in diagnostic procedures.