

Anti-Artemin Artn Antibody

Catalog Number: A05102-1

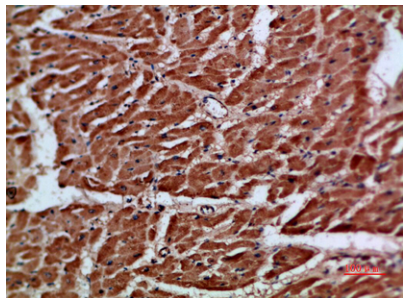
Overview

Product Name	Anti-Artemin Artn Antibody
Reactive Species	Human, Mouse, Rat
Description	Boster Bio Anti-Artemin Artn Antibody catalog # A05102-1. Tested in ELISA, IHC applications. This antibody reacts with Human.
Application	ELISA, IF, IHC
Clonality	Polyclonal
Formulation	PBS, pH 7.4, containing 0.02% sodium azide as Preservative and 50% Glycerol.
Storage Instructions	Store at -20°C for one year. For short term storage and frequent use, store at 4°C for up to one month. Avoid repeated freeze-thaw cycles.
Host	Rabbit
Uniprot ID	Q5T4W7

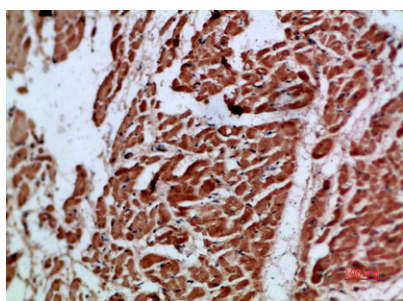
Technical Details

Immunogen	Synthetic peptide from human protein at AA range: 101-150
Isotype	IgG
Form	Liquid
Concentration	1 mg/ml
Purification	The antibody was affinity-purified from rabbit serum by affinity-chromatography using specific immunogen.
Suggested Dilutions	IHC 1:50-200 ELISA 1:10000-20000 IF 1:50-200

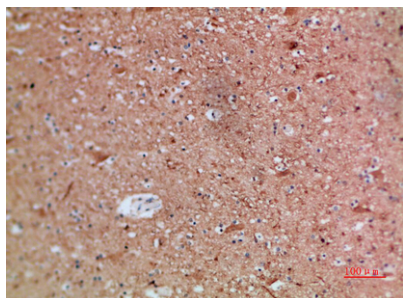
Anti-Artemin Artn Antibody (A05102-1) Images



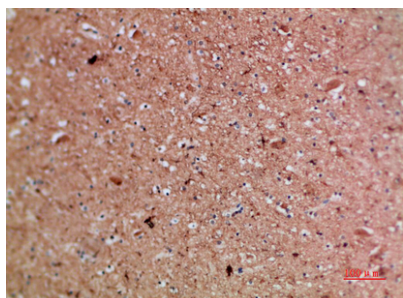
Immunohistochemistry validation of ARTN using Anti-Artemin Artn Antibody (A05102-1). Immunohistochemical analysis of paraffin-embedded human-heart



Immunohistochemistry validation of ARTN using Anti-Artemin Artn Antibody (A05102-1). Immunohistochemical analysis of paraffin-embedded human-heart



Immunohistochemistry validation of ARTN using Anti-Artemin Artn Antibody (A05102-1). Immunohistochemical analysis of paraffin-embedded human-brain



Immunohistochemistry validation of ARTN using Anti-Artemin Artn Antibody (A05102-1). Immunohistochemical analysis of paraffin-embedded human-brain

Submit a product review to Biocompare.com

Submit a review of this product to Biocompare.com to receive a \$20 Amazon.com giftcard! Your reviews help your fellow scientists make the right decisions. Thank you for your contribution.



Anti-Artemin Artn Antibody

For Research Use Only. Not for use in diagnostic procedures.