

Anti-Zinc finger protein Helios IKZF2 Antibody

Catalog Number: A05228

About IKZF2

The Ikaros family zinc finger 2 (IKZF2) is a member of the Ikaros family of zinc-finger proteins, a family of hematopoietic-specific transcription factors involved in the regulation of lymphocyte development (1,2). IKZF2 forms homo- or hetero-dimers with other Ikaros family members, and is thought to function predominantly in early hematopoietic development (3). Its expression is a marker for T cell activation and proliferation (4).

Overview

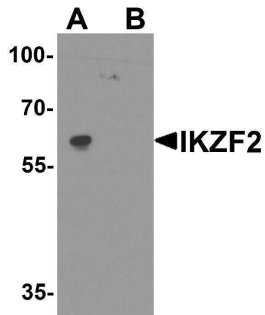
Product Name	Anti-Zinc finger protein Helios IKZF2 Antibody
Reactive Species	Human, Mouse, Rat
Description	Boster Bio Anti-Zinc finger protein Helios IKZF2 Antibody (Catalog # A05228). Tested in ELISA, WB, IHC-P, IF applications. This antibody reacts with Human, Mouse, Rat.
Application	ELISA, IF, IHC-P, WB
Clonality	Polyclonal
Formulation	IKZF2 antibody is supplied in PBS containing 0.02% sodium azide.
Storage Instructions	IKZF2 antibody can be stored at 4°C for three months and -20°C, stable for up to one year.
Host	Rabbit
Uniprot ID	Q9UKS7

Technical Details

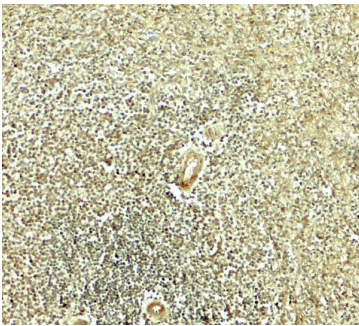
Immunogen	IKZF2 antibody was raised against a 19 amino acid peptide near the amino terminus of human IKZF2. The immunogen is located within amino acids 50 - 100 of IKZF2.
Predicted Reactive Species	Mouse
Cross Reactivity	IKZF2 antibody is human, mouse and rat reactive. At least two isoforms of IKZF2 are known to exist; this antibody will detect both isoforms. IKZF2 antibody is predicted to not cross-react with other IKZF proteins.
Isotype	IgG
Form	Liquid
Concentration	1 mg/mL
Purification	IKZF2 antibody is affinity chromatography purified via peptide column.
Suggested Dilutions	IKZF2 antibody can be used for detection of IKZF2 by Western blot at 1 - 2 ug/mL. Antibody can also

be used for immunohistochemistry starting at 5 ug/mL. For immunofluorescence start at 20 ug/mL. Antibody validated: Western Blot in mouse samples; Immunohistochemistry in human samples and Immunofluorescence in human samples. All other applications and species not yet tested. Optimal dilutions for each application should be determined by the researcher.

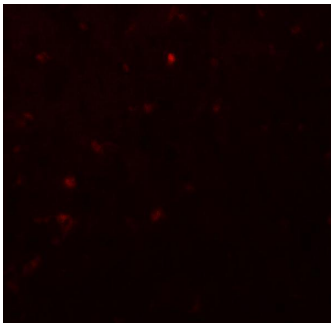
Anti-Zinc finger protein Helios IKZF2 Antibody (A05228) Images



Western blot analysis of IKZF2 in EL4 cell lysate with IKZF2 antibody at 1 ug/ml in (A) the absence and (B) the presence of blocking peptide.



Immunohistochemistry of IKZF2 in human spleen tissue with IKZF2 antibody at 5 ug/mL.



Immunofluorescence of IKZF2 in human spleen tissue with IKZF2 antibody at 20 ug/mL.

Submit a product review to [Biocompare.com](https://www.biocompare.com)

Submit a review of this product to [Biocompare.com](https://www.biocompare.com) to receive a \$20 Amazon.com giftcard! Your reviews help your fellow scientists make the right decisions. Thank you for your contribution.



Anti-Zinc finger protein Helios IKZF2 Antibody

For Research Use Only. Not for use in diagnostic procedures.