

## Anti-RNASET2 Antibody Picoband®

Catalog Number: A05281-1

### About RNASET2

This ribonuclease gene is a novel member of the Rh/T2/S-glycoprotein class of extracellular ribonucleases. It is a single copy gene that maps to 6q27, a region associated with human malignancies and chromosomal rearrangement.

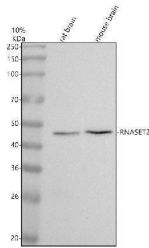
### Overview

Product Name	Anti-RNASET2 Antibody Picoband®
Reactive Species	Human, Mouse, Rat
Description	Boster Bio Anti-RNASET2 Antibody Picoband® catalog # A05281-1. Tested in WB, IHC applications. This antibody reacts with Human, Mouse, Rat. The brand Picoband indicates this is a premium antibody that guarantees superior quality, high affinity, and strong signals with minimal background in Western blot applications. Only our best-performing antibodies are designated as Picoband, ensuring unmatched performance.
Application	IHC, WB
Clonality	Polyclonal
Formulation	Each vial contains 4 mg Trehalose, 0.9 mg NaCl, 0.2 mg Na <sub>2</sub> HPO <sub>4</sub> .
Storage Instructions	At -20°C for one year from date of receipt. After reconstitution, at 4°C for one month. It can also be aliquotted and stored frozen at -20°C for six months. Avoid repeated freezing and thawing.
Host	Rabbit
Uniprot ID	O00584

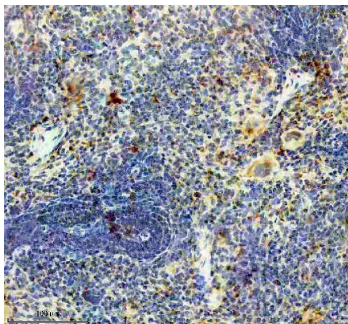
### Technical Details

Immunogen	A synthetic peptide corresponding to a sequence in the middle region of human RNASET2.
Form	Lyophilized
Concentration	Adding 0.2 ml of distilled water will yield a concentration of 500 ug/ml.
Purification	Immunogen affinity purified.
Suggested Dilutions	Western blot, 0.25-0.5 ug/ml, Mouse, Rat Immunohistochemistry(Paraffin-embedded Section), 2-5 ug/ml, Human, Rat

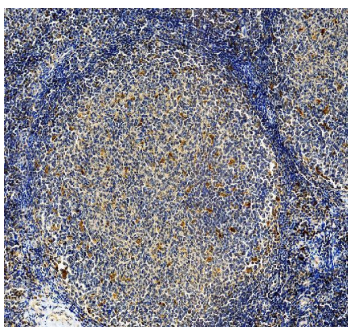
## Anti-RNASET2 Antibody Picoband® (A05281-1) Images



Western blot analysis of RNASET2 using anti-RNASET2 antibody (A05281-1). Electrophoresis was performed on a 10% SDS-PAGE gel at 80V (Stacking gel) / 120V (Resolving gel) for 2 hours. The sample well of each lane was loaded with 30 ug of sample under reducing conditions. Lane 1: rat brain tissue lysates, Lane 2: mouse brain tissue lysates. After electrophoresis, proteins were transferred to a nitrocellulose membrane at 150 mA for 50-90 minutes. Blocked the membrane with 5% non-fat milk/TBS for 1.5 hour at RT. The membrane was incubated with rabbit anti-RNASET2 antigen affinity purified polyclonal antibody (A05281-1) at 0.5 ug/mL overnight at 4°C, then washed with TBS-0.1%Tween 3 times with 5 minutes each and probed with a goat anti-rabbit IgG-HRP secondary antibody at a dilution of 1:5000 for 1.5 hour at RT. The signal is developed using an ECL Plus Western Blotting Substrate (Catalog # AR1196-200) with Tanon 5200 system. A specific band was detected for RNASET2 at approximately 45 kDa. The expected band size for RNASET2 is at 29 kDa.



IHC analysis of RNASET2 using anti-RNASET2 antibody (A05281-1). RNASET2 was detected in a paraffin-embedded section of rat spleen tissue. Heat mediated antigen retrieval was performed in EDTA buffer (pH 8.0, epitope retrieval solution). The tissue section was blocked with 10% goat serum. The tissue section was then incubated with 2 ug/ml rabbit anti-RNASET2 Antibody (A05281-1) overnight at 4°C. Peroxidase Conjugated Goat Anti-rabbit IgG was used as secondary antibody and incubated for 30 minutes at 37°C. The tissue section was developed using HRP Conjugated Rabbit IgG Super Vision Assay Kit (Catalog # SV0002) with DAB as the chromogen.



IHC analysis of RNASET2 using anti-RNASET2 antibody (A05281-1). RNASET2 was detected in a paraffin-embedded section of human tonsil tissue. Heat mediated antigen retrieval was performed in EDTA buffer (pH 8.0, epitope retrieval solution). The tissue section was blocked with 10% goat serum. The tissue section was then incubated with 2 ug/ml rabbit anti-RNASET2 Antibody (A05281-1) overnight at 4°C. Peroxidase Conjugated Goat Anti-rabbit IgG was used as secondary antibody and incubated for 30 minutes at 37°C. The tissue section was developed using HRP Conjugated Rabbit IgG Super Vision Assay Kit (Catalog # SV0002) with DAB as the chromogen.

Submit a product review to [Biocompare.com](https://www.biocompare.com)

Submit a review of this product to [Biocompare.com](https://www.biocompare.com) to receive a \$20 Amazon.com giftcard! Your reviews help your fellow scientists make the right decisions. Thank you for your contribution.



Anti-RNASET2 Antibody

For Research Use Only. Not for use in diagnostic procedures.