

Anti-CNG-1 CNGA1 Antibody

Catalog Number: A05494-1

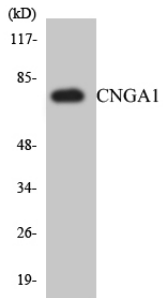
Overview

Product Name	Anti-CNG-1 CNGA1 Antibody
Reactive Species	Human, Mouse, Rat
Description	Boster Bio Anti-CNG-1 CNGA1 Antibody catalog # A05494-1. Tested in WB, ELISA applications. This antibody reacts with Human, Mouse, Rat.
Application	ELISA, WB
Clonality	Polyclonal
Formulation	Liquid in PBS containing 50% glycerol, 0.5% stabilizing protein and 0.02% sodium azide. *This antibody is supplied in a stabilized formulation. Compatibility with conjugation reactions depends on the chemistry of the conjugation method used. For conjugation methods that are not compatible with the stabilizing components present in this formulation, a carrier-free antibody format is required.
Storage Instructions	Store at -20°C for one year. For short term storage and frequent use, store at 4°C for up to one month. Avoid repeated freeze-thaw cycles.
Host	Rabbit
Uniprot ID	P29973


Technical Details

Immunogen	The antiserum was produced against synthesized peptide derived from human CNGA1. AA range:401-450
Cross Reactivity	No cross reactivity with other proteins.
Isotype	IgG
Form	Liquid
Concentration	1 mg/ml
Purification	Immunogen affinity purified
Suggested Dilutions	WB 1:500-1:2000 ELISA 1:40000

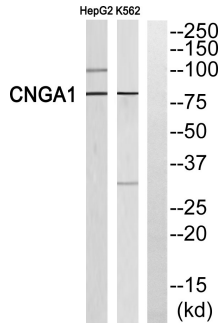
Anti-CNG-1 CNGA1 Antibody (A05494-1) Images



Western blot analysis of the lysates from HepG2 cells using CNGA1 antibody.



Western Blot analysis of HepG2 cells using CNG-1 Polyclonal Antibody



Western blot analysis of CNGA1 Antibody. The lane on the right is blocked with the CNGA1 peptide.

Submit a product review to Biocompare.com

Submit a review of this product to Biocompare.com to receive a \$20 Amazon.com giftcard! Your reviews help your fellow scientists make the right decisions. Thank you for your contribution.



Anti-CNG-1 CNGA1 Antibody

For Research Use Only. Not for use in diagnostic procedures.