

## Anti-Melanopsin OPN4 Antibody

Catalog Number: A05740

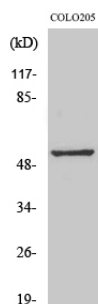
### Overview

Product Name	Anti-Melanopsin OPN4 Antibody
Reactive Species	Human
Description	Boster Bio Anti-Melanopsin OPN4 Antibody catalog # A05740. Tested in WB applications. This antibody reacts with Human.
Application	WB
Clonality	Polyclonal
Formulation	Liquid in PBS containing 50% glycerol, 0.5% BSA and 0.02% sodium azide.
Storage Instructions	Store at -20°C for one year. For short term storage and frequent use, store at 4°C for up to one month. Avoid repeated freeze-thaw cycles.
Host	Rabbit
Uniprot ID	Q9UHM6

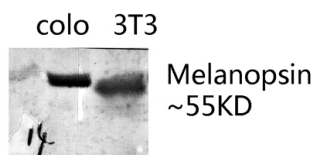
### Technical Details

Immunogen	Synthesized peptide derived from the C-terminal region of human Melanopsin. at AA range: 400-480
Predicted Reactive Species	Pig
Isotype	IgG
Form	Liquid
Concentration	This antibody's concentration is >0.5mg/ml.
Purification	Immunogen affinity purified
Suggested Dilutions	Dilute the sample so that the expected range of concentrations fall within the detection range of this kit. If the expected range of concentration is unknown, a pilot test should be conducted to decide the optimal dilution ratio for your samples. Some PubMed article(s) citing the expression level of this target are as follows: Boster Bio's internal QC testing used: WB, 1:500-1:2000

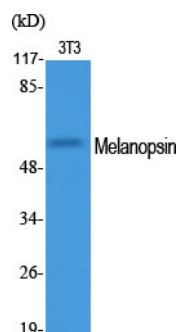
## Anti-Melanopsin OPN4 Antibody (A05740) Images



Western Blot (WB) analysis of COLO205 cells using Melanopsin Polyclonal antibody.



Western Blot (WB) analysis of specific lysis using Melanopsin Polyclonal antibody.



Western Blot (WB) analysis of specific cells using Melanopsin Polyclonal antibody.

## Submit a product review to Biocompare.com

Submit a review of this product to Biocompare.com to receive a \$20 Amazon.com giftcard! Your reviews help your fellow scientists make the right decisions. Thank you for your contribution.



Anti-Melanopsin OPN4 Antibody