

Anti-NKp44 NCR2 Antibody

Catalog Number: A05962-1

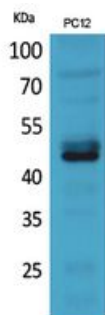
Overview

Product Name	Anti-NKp44 NCR2 Antibody
Reactive Species	Human
Description	Boster Bio Anti-NKp44 NCR2 Antibody catalog # A05962-1. Tested in ELISA, IHC, WB applications. This antibody reacts with Human.
Application	ELISA, IF, IHC, WB
Clonality	Polyclonal
Formulation	Liquid in PBS containing 50% glycerol, 0.5% stabilizing protein and 0.02% sodium azide. *This antibody is supplied in a stabilized formulation. Compatibility with conjugation reactions depends on the chemistry of the conjugation method used. For conjugation methods that are not compatible with the stabilizing components present in this formulation, a carrier-free antibody format is required.
Storage Instructions	Store at -20°C for one year. For short term storage and frequent use, store at 4°C for up to one month. Avoid repeated freeze-thaw cycles.
Host	Rabbit
Uniprot ID	O95944

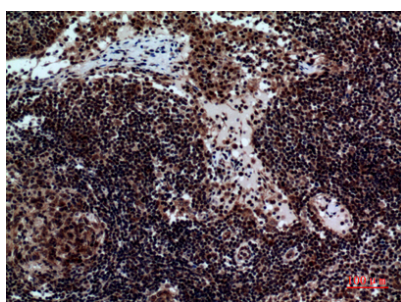
Technical Details

Immunogen	The antiserum was produced against synthesized peptide derived from the Internal region of human NCR2. AA range:61-110
Isotype	IgG
Form	Liquid
Concentration	1 mg/ml
Purification	The antibody was affinity-purified from rabbit antiserum by affinity-chromatography using epitope-specific immunogen.
Suggested Dilutions	WB 1:500-1:2000 IHC: 1:100-1:300 ELISA 1:20000 IF 1:50-200

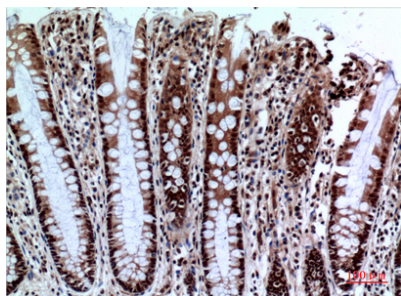
Anti-NKp44 NCR2 Antibody (A05962-1) Images



Western Blot analysis of PC-12 cells using NKp44 Polyclonal Antibody. Secondary antibody was diluted at 1:20000



Immunohistochemical analysis of paraffin-embedded human lymph nodes, antibody was diluted at 1:100



Immunohistochemical analysis of paraffin-embedded human colon, antibody was diluted at 1:100

Submit a product review to [Biocompare.com](https://www.biocompare.com)

Submit a review of this product to [Biocompare.com](https://www.biocompare.com) to receive a \$20 Amazon.com giftcard! Your reviews help your fellow scientists make the right decisions. Thank you for your contribution.



Anti-NKp44 NCR2 Antibody

For Research Use Only. Not for use in diagnostic procedures.