

Anti-Histone H1.2 HIST1H1C Antibody

Catalog Number: A06243

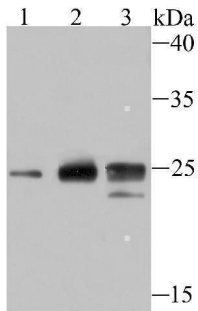
Overview

Product Name	Anti-Histone H1.2 HIST1H1C Antibody
Reactive Species	Human, Mouse, Rat
Description	Boster Bio Anti-Histone H1.2 HIST1H1C Antibody catalog # A06243. Tested in WB,ICC,IF,IHC,ChIP applications. This antibody reacts with Human,Mouse,Rat.
Application	ChIP, IF, IHC, ICC, WB
Clonality	Polyclonal
Formulation	Rabbit IgG, 1mg/ml in PBS with 0.02% sodium azide, 50% glycerol, pH7.2
Storage Instructions	Store at -20°C for one year. For short term storage and frequent use, store at 4°C for up to one month. Avoid repeated freeze-thaw cycles.
Host	Rabbit
Uniprot ID	P16403

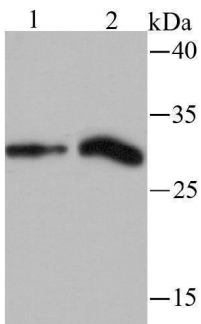
Technical Details

Immunogen	Recombinant protein
Isotype	IgG
Form	Liquid
Concentration	1 mg/ml
Purification	ProA affinity purified
Suggested Dilutions	WB: 1:500-1:2,000 ICC: 1:50-1:100 IHC: 1:50-1:200

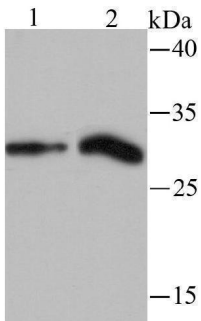
Anti-Histone H1.2 HIST1H1C Antibody (A06243) Images



Western blot analysis of Histone H1.2 on different cell lysates using anti-Histone H1.2 antibody at 1/500 dilution.
Positive control: Lane 1: Hela Lane 2: 293 Lane 3: MCF-7



Western blot analysis of Histone H1.2 on Rat liver and Mouse lung tissue lysates using anti-Histone H1.2 antibody at 1/500 dilution.



Western blot analysis of Histone H1.2 on Rat liver and Mouse lung tissue lysates using anti-Histone H1.2 antibody at 1/500 dilution.

Submit a product review to Biocompare.com

Submit a review of this product to Biocompare.com to receive a \$20 Amazon.com giftcard! Your reviews help your fellow scientists make the right decisions. Thank you for your contribution.



Anti-Histone H1.2 HIST1H1C Antibody

For Research Use Only. Not for use in diagnostic procedures.