

Anti-Phospho-Intestinal Cell Kinase (Y159) ICK Antibody

Catalog Number: A06270Y159

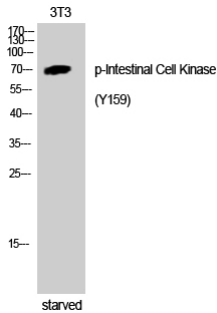
Overview

Product Name	Anti-Phospho-Intestinal Cell Kinase (Y159) ICK Antibody
Reactive Species	Human, Mouse, Rat
Description	Boster Bio Anti-Phospho-Intestinal Cell Kinase (Y159) ICK Antibody catalog # A06270Y159. Tested in WB, ELISA, IHC applications. This antibody reacts with Human, Mouse, Rat.
Application	ELISA, IHC, WB
Clonality	Polyclonal
Formulation	Liquid in PBS containing 50% glycerol, 0.5% stabilizing protein and 0.02% sodium azide. *This antibody is supplied in a stabilized formulation. Compatibility with conjugation reactions depends on the chemistry of the conjugation method used. For conjugation methods that are not compatible with the stabilizing components present in this formulation, a carrier-free antibody format is required.
Storage Instructions	Store at -20°C for one year. For short term storage and frequent use, store at 4°C for up to one month. Avoid repeated freeze-thaw cycles.
Host	Rabbit
Uniprot ID	Q9UPZ9

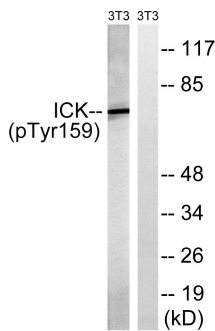
Technical Details

Immunogen	The antiserum was produced against synthesized peptide derived from human ICK around the phosphorylation site of Tyr159. AA range:125-174
Isotype	IgG
Form	Liquid
Concentration	1 mg/ml
Purification	The antibody was affinity-purified from rabbit antiserum by affinity-chromatography using epitope-specific immunogen.
Suggested Dilutions	WB 1:500-2000 IHC 1:50-300 ELISA 1:2000-20000

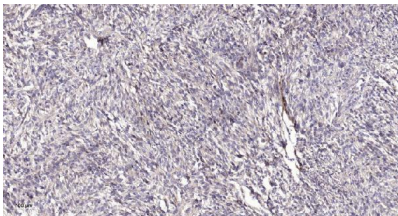
Anti-Phospho-Intestinal Cell Kinase (Y159) ICK Antibody (A06270Y159) Images



Western Blot analysis of 3T3 cells using Phospho-Intestinal Cell Kinase (Y159) Polyclonal Antibody



Western blot analysis of lysates from NIH/3T3 cells treated with starved 24h, using ICK (Phospho-Tyr159) Antibody. The lane on the right is blocked with the phospho peptide.



Immunohistochemical analysis of paraffin-embedded human Colon cancer. 1, Antibody was diluted at 1:200 (4° overnight). 2, Tris-EDTA, pH9.0 was used for antigen retrieval. 3, Secondary antibody was diluted at 1:200 (room temperature, 45min).

Submit a product review to Biocompare.com

Submit a review of this product to Biocompare.com to receive a \$20 Amazon.com giftcard! Your reviews help your fellow scientists make the right decisions. Thank you for your contribution.



Anti-Phospho-Intestinal Cell Kinase (Y159) ICK Antibody

For Research Use Only. Not for use in diagnostic procedures.