

Anti-PPX PPP4C Monoclonal Antibody

Catalog Number: A06390-1

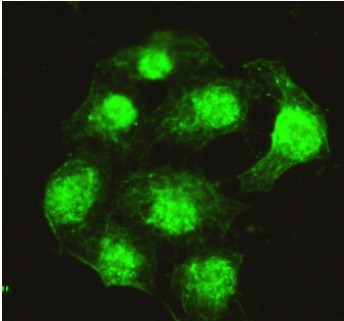
Overview

Product Name	Anti-PPX PPP4C Monoclonal Antibody
Reactive Species	Bovine, Dog, Human, Mouse, Rat, Zebrafish
Description	Boster Bio Anti-PPX PPP4C Monoclonal Antibody catalog # A06390-1. Tested in WB, IHC, IF applications. This antibody reacts with Human, Mouse, Rat, Bovine, Dog, Zebrafish.
Application	IF, IHC, WB
Clonality	Monoclonal 6C12
Formulation	Purified mouse monoclonal in buffer containing 0.1M Tris-Glycine (pH 7.4, 150 mM NaCl) with 0.2% sodium azide, 50% glycerol.
Storage Instructions	Store at -20°C for one year. For short term storage and frequent use, store at 4°C for up to one month. Avoid repeated freeze-thaw cycles.
Host	Mouse
Uniprot ID	P60510

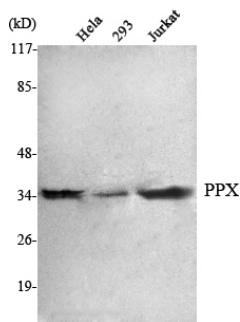
Technical Details

Immunogen	Purified recombinant human PPX protein fragments expressed in E.coli.
Isotype	IgG
Form	Liquid
Concentration	1 mg/ml
Purification	Protein A purified
Suggested Dilutions	WB 1:1000-1:2000 IHC 1:500-1:1000 IF 1:100-1:500

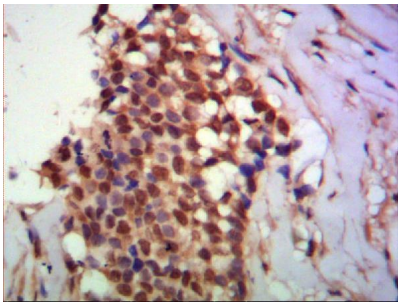
Anti-PPX PPP4C Monoclonal Antibody (A06390-1) Images



Immunofluorescence analysis of HeLa cells using PPX Monoclonal Antibody.



Western Blot analysis using PPX Monoclonal Antibody against HeLa, 293, Jurkat cell lysate.



Immunohistochemistry analysis of paraffin-embedded human breast cancer using PPX Monoclonal Antibody.

Submit a product review to [Biocompare.com](https://www.biocompare.com)

Submit a review of this product to [Biocompare.com](https://www.biocompare.com) to receive a \$20 Amazon.com giftcard! Your reviews help your fellow scientists make the right decisions. Thank you for your contribution.



Anti-PPX PPP4C Monoclonal Antibody

For Research Use Only. Not for use in diagnostic procedures.