

Anti-ICAM4 Antibody

Catalog Number: A06695


Overview

Product Name	Anti-ICAM4 Antibody
Reactive Species	Human, Mouse
Description	Boster Bio Anti-ICAM4 Antibody catalog # A06695. Tested in WB,IHC,IF,ELISA applications. This antibody reacts with Human,Mouse.
Application	ELISA, IF, IHC, WB
Clonality	Polyclonal
Formulation	Rabbit IgG, 1mg/ml in PBS with 0.02% sodium azide, 50% glycerol, pH7.2
Storage Instructions	Store at -20°C for one year. For short term storage and frequent use, store at 4°C for up to one month. Avoid repeated freeze-thaw cycles.
Host	Rabbit
Uniprot ID	Q14773

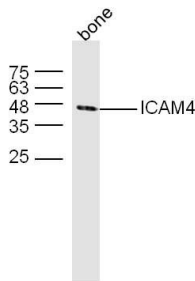
Technical Details

Immunogen	KLH conjugated synthetic peptide derived from human ICAM4: 85-180/271
Cross Reactivity	No cross reactivity with other proteins.
Isotype	IgG
Form	Liquid
Concentration	1 mg/ml
Purification	The antibody was affinity-purified from rabbit antiserum by affinity-chromatography using epitope-specific immunogen and the purity is > 95% (by SDS-PAGE).
Suggested Dilutions	WB: 1:500-1:2000 IHC: 1:100-1:500 IF: 1:100-1:500 ELISA: 1:5000-1:10000

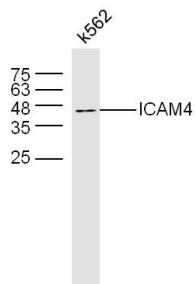
Anti-ICAM4 Antibody (A06695) Images



Sample: placenta(Mouse) Lysate at 40 ug Primary: Anti-ICAM4 at 1/300 dilution



Sample: Bone (Mouse) Lysate at 40 ug Primary: Anti-ICAM4 at 1/300 dilution



Sample: K562 Cell (Human) Lysate at 40 ug Primary: Anti-ICAM4 at 1/300 dilution

Submit a product review to Biocompare.com

Submit a review of this product to Biocompare.com to receive a \$20 Amazon.com giftcard! Your reviews help your fellow scientists make the right decisions. Thank you for your contribution.



Anti-ICAM4 Antibody

For Research Use Only. Not for use in diagnostic procedures.