

Anti-CRHBP Antibody

Catalog Number: A06764

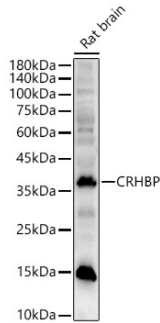
Overview

Product Name	Anti-CRHBP Antibody
Reactive Species	Human, Mouse, Rat
Description	Boster Bio Anti-CRHBP Antibody catalog # A06764. Tested in WB,IHC-P,ICC/IF applications. This antibody reacts with Human,Mouse,Rat.
Application	IF, IHC-P, ICC, WB
Clonality	Polyclonal
Formulation	Rabbit IgG, 1mg/ml in PBS with 0.02% sodium azide, 50% glycerol, pH7.2
Storage Instructions	Store at -20°C for one year. For short term storage and frequent use, store at 4°C for up to one month. Avoid repeated freeze-thaw cycles.
Host	Rabbit
Uniprot ID	P24387

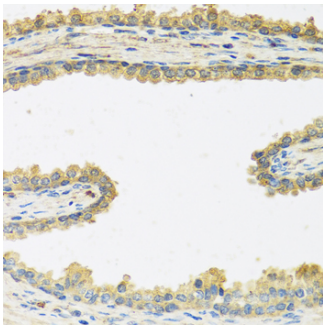
Technical Details

Immunogen	Recombinant fusion protein containing a sequence corresponding to amino acids 25-322 of human CRHBP (NP_001873.2).
Isotype	IgG
Form	Liquid
Concentration	1 mg/ml
Purification	The antibody was affinity-purified from rabbit antiserum by affinity-chromatography using epitope-specific immunogen and the purity is > 95% (by SDS-PAGE).
Suggested Dilutions	WB: 1:500-1:2000 ELISA: 1:5000-1:10000 IF: 1:50-1:200

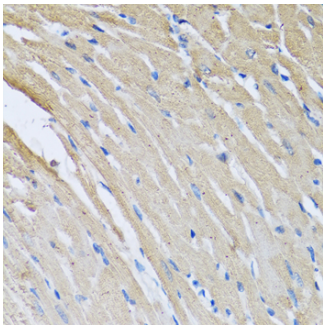
Anti-CRHBP Antibody (A06764) Images



Western blot analysis of Rat brain, using CRHBP pAb at 1:2000 dilution.



Immunohistochemistry analysis of CRHBP in paraffin-embedded mouse kidney tissue using CRHBP pAb at a dilution of 1:300 (40x lens).



Immunohistochemistry analysis of CRHBP in paraffin-embedded rat kidney tissue using CRHBP pAb at a dilution of 1:300 (40x lens).

Submit a product review to [Biocompare.com](https://www.biocompare.com)

Submit a review of this product to [Biocompare.com](https://www.biocompare.com) to receive a \$20 Amazon.com giftcard! Your reviews help your fellow scientists make the right decisions. Thank you for your contribution.



Anti-CRHBP Antibody

For Research Use Only. Not for use in diagnostic procedures.