

Anti-PIG3 TP53I3 Antibody

Catalog Number: A06870-2

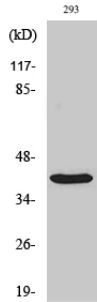
Overview

Product Name	Anti-PIG3 TP53I3 Antibody
Reactive Species	Human
Description	Boster Bio Anti-PIG3 TP53I3 Antibody catalog # A06870-2. Tested in ELISA, IHC, WB applications. This antibody reacts with Human.
Application	ELISA, IF, IHC, WB
Clonality	Polyclonal
Formulation	Liquid in PBS containing 50% glycerol, 0.5% stabilizing protein and 0.02% sodium azide. This antibody is supplied in a stabilized formulation. Compatibility with conjugation reactions depends on the chemistry of the conjugation method used. For conjugation methods that are not compatible with the stabilizing components present in this formulation, a carrier-free antibody format is required.
Storage Instructions	Store at -20°C for one year. For short term storage and frequent use, store at 4°C for up to one month. Avoid repeated freeze-thaw cycles.
Host	Rabbit
Uniprot ID	Q53FA7

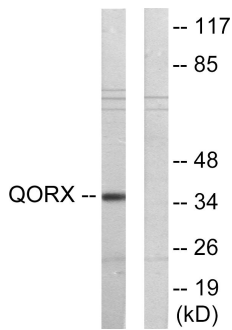
Technical Details

Immunogen	The antiserum was produced against synthesized peptide derived from human QORX. AA range:241-290
Isotype	IgG
Form	Liquid
Concentration	1 mg/ml
Purification	The antibody was affinity-purified from rabbit antiserum by affinity-chromatography using epitope-specific immunogen.
Suggested Dilutions	WB 1:500-1:2000 IHC 1:100-1:300 ELISA 1:20000 IF 1:50-200

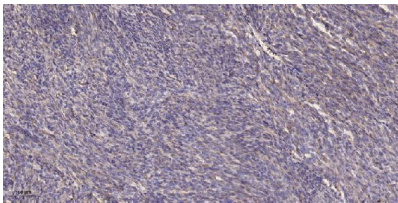
Anti-PIG3 TP53I3 Antibody (A06870-2) Images



Western Blot analysis of various cells using PIG3 Polyclonal Antibody



Western blot analysis of lysates from 293 cells, using QORX Antibody. The lane on the right is blocked with the synthesized peptide.



Immunohistochemical analysis of paraffin-embedded human Colon cancer. 1, Antibody was diluted at 1:200 (4° overnight). 2, Tris-EDTA, pH9.0 was used for antigen retrieval. 3, Secondary antibody was diluted at 1:200 (room temperature, 45min).

Submit a product review to Biocompare.com

Submit a review of this product to Biocompare.com to receive a \$20 Amazon.com giftcard! Your reviews help your fellow scientists make the right decisions. Thank you for your contribution.



Anti-PIG3 TP53I3 Antibody

For Research Use Only. Not for use in diagnostic procedures.