

## Anti-Guanylate-binding protein 5 GBP5 Antibody

Catalog Number: A07110

### About GBP5

The guanylate-binding proteins (GBPs) are a family of interferon-induced GTP-binding proteins function in innate immunity against microbial and viral pathogens. In humans, there are seven GBPs from hGBP1 to hGBP7. Human GBP1 and GBP2 have been shown to exhibit antiviral activity as well as being able to regulate the inhibition of proliferation and invasion of endothelial cells in response to interferon (IFN). GBP5 promotes selective NALP3 inflammasome responses to pathogenic bacteria and soluble but not crystalline inflammasome priming agents.

### Overview

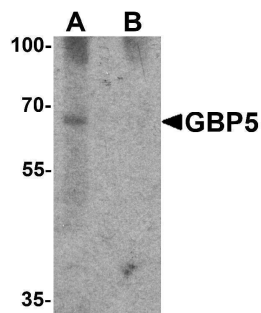
Product Name	Anti-Guanylate-binding protein 5 GBP5 Antibody
Reactive Species	Human, Mouse, Rat
Description	Boster Bio Anti-Guanylate-binding protein 5 GBP5 Antibody (Catalog # A07110). Tested in ELISA, WB, IHC-P, IF applications. This antibody reacts with Human, Mouse, Rat.
Application	ELISA, IF, IHC-P, WB
Clonality	Polyclonal
Formulation	GBP5 Antibody is supplied in PBS containing 0.02% sodium azide.
Storage Instructions	GBP5 antibody can be stored at 4°C for three months and -20°C, stable for up to one year.
Host	Rabbit
Uniprot ID	Q96PP8

### Technical Details

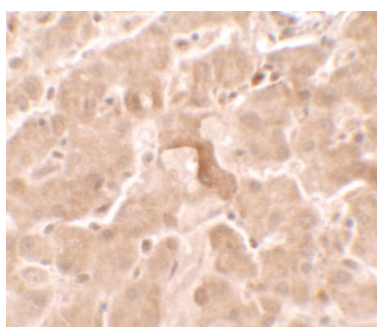
Immunogen	GBP5 antibody was raised against a 16 amino acid peptide near the carboxy terminus of human GBP5. The immunogen is located within the last 50 amino acids of GBP5.
Predicted Reactive Species	Bovine
Cross Reactivity	GBP5 antibody is predicted to not cross-react with other GBP family members.
Isotype	IgG
Form	Liquid
Concentration	1 mg/mL
Purification	GBP5 Antibody is affinity chromatography purified via peptide column.
Suggested Dilutions	GBP5 Antibody can be used for detection of GBP5 by Western blot at 1 ug/mL. Antibody validated: Western Blot in rat samples; Immunohistochemistry in human samples and

Immunofluorescence in human samples. All other applications and species not yet tested. Optimal dilutions for each application should be determined by the researcher.

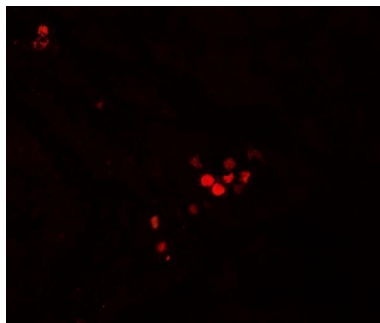
## Anti-Guanylate-binding protein 5 GBP5 Antibody (A07110) Images



Western blot analysis of GBP5 in rat liver tissue lysate with GBP5 antibody at 1 ug/mL in (A) the absence and (B) the presence of blocking peptide.



Immunohistochemistry of GBP5 in human liver tissue with GBP5 antibody at 2.5 ug/ml.



Immunofluorescence of GBP5 in human liver tissue with GBP5 antibody at 20 ug/ml.

### Submit a product review to [Biocompare.com](https://www.biocompare.com)

Submit a review of this product to [Biocompare.com](https://www.biocompare.com) to receive a \$20 Amazon.com giftcard! Your reviews help your fellow scientists make the right decisions. Thank you for your contribution.



Anti-Guanylate-binding protein 5 GBP5 Antibody

For Research Use Only. Not for use in diagnostic procedures.