

Anti-Nucleobindin-1 NUCB1 Antibody

Catalog Number: A07305

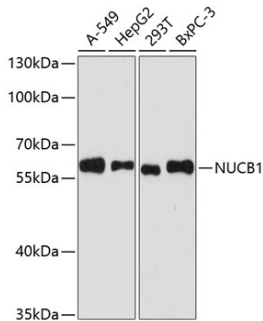
Overview

Product Name	Anti-Nucleobindin-1 NUCB1 Antibody
Reactive Species	Human, Mouse, Rat
Description	Boster Bio Anti-Nucleobindin-1 NUCB1 Antibody catalog # A07305. Tested in WB,IHC,ICC/IF applications. This antibody reacts with Human,Mouse,Rat.
Application	IF, IHC, ICC, WB
Clonality	Polyclonal
Formulation	Rabbit IgG, 1mg/ml in PBS with 0.02% sodium azide, 50% glycerol, pH7.2
Storage Instructions	Store at -20°C for one year. For short term storage and frequent use, store at 4°C for up to one month. Avoid repeated freeze-thaw cycles.
Host	Rabbit
Uniprot ID	Q02818

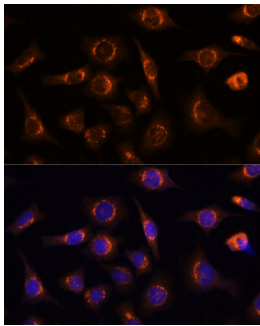
Technical Details

Immunogen	Recombinant fusion protein of human NUCB1(NP_006175.2).
Isotype	IgG
Form	Liquid
Concentration	1 mg/ml
Purification	The antibody was affinity-purified from rabbit antiserum by affinity-chromatography using epitope-specific immunogen and the purity is > 95% (by SDS-PAGE).
Suggested Dilutions	WB: 1:500-1:2000 IHC: 1:50-1:100 ICC/IF: 1:50-1:100

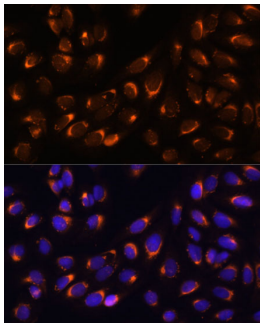
Anti-Nucleobindin-1 NUCB1 Antibody (A07305) Images



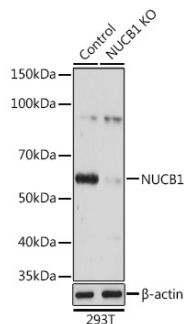
Western blot analysis of extracts of various cell lines, using NUCB1 antibody at 1:3000 dilution. Secondary antibody: HRP Goat Anti-Rabbit IgG at 1:10000 dilution. Lysates/proteins: 25ug per lane. Blocking buffer: 3% nonfat dry milk in TBST. Detection: ECL Basic Kit. Exposure time: 90s.



Immunofluorescence analysis of L929 cells using NUCB1 Polyclonal Antibody at dilution of 1:100. Blue: DAPI for nuclear staining.



Immunofluorescence analysis of U-2 OS cells using NUCB1 Polyclonal Antibody at dilution of 1:100. Blue: DAPI for nuclear staining.



Western blot analysis of extracts from normal and NUCB1 knockout 293T cells, using NUCB1 antibody at 1:3000 dilution. Secondary antibody: HRP Goat Anti-Rabbit IgG at 1:10000 dilution. Lysates/proteins: 25ug per lane. Blocking buffer: 3% nonfat dry milk in TBST. Detection: ECL Basic Kit. Exposure time: 3s.

Submit a product review to Biocompare.com

Submit a review of this product to Biocompare.com to receive a \$20 Amazon.com giftcard! Your reviews help your fellow scientists make the right decisions. Thank you for your contribution.



Anti-Nucleobindin-1 NUCB1 Antibody

For Research Use Only. Not for use in diagnostic procedures.