

Anti-FGF-12 Antibody

Catalog Number: A07326

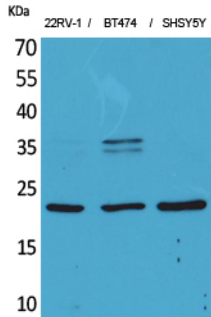
Overview

Product Name	Anti-FGF-12 Antibody
Reactive Species	Human, Mouse, Rat
Description	Boster Bio Anti-FGF-12 Antibody catalog # A07326. Tested in WB, IHC, IF, ELISA applications. This antibody reacts with Human, Mouse, Rat.
Application	ELISA, IF, IHC, WB
Clonality	Polyclonal
Formulation	Liquid in PBS containing 50% glycerol, 0.5% stabilizing protein and 0.02% sodium azide. This antibody is supplied in a stabilized formulation. Compatibility with conjugation reactions depends on the chemistry of the conjugation method used. For conjugation methods that are not compatible with the stabilizing components present in this formulation, a carrier-free antibody format is required.
Storage Instructions	Store at -20°C for one year. For short term storage and frequent use, store at 4°C for up to one month. Avoid repeated freeze-thaw cycles.
Host	Rabbit
Uniprot ID	P61328


Technical Details

Immunogen	The antiserum was produced against synthesized peptide derived from the Internal region of human FGF12. AA range:31-80
Isotype	IgG
Form	Liquid
Concentration	1 mg/ml
Purification	Immunogen affinity purified
Suggested Dilutions	WB 1:500-1:2000 IHC: 1:100-300 ELISA 1:20000 IF 1:50-200

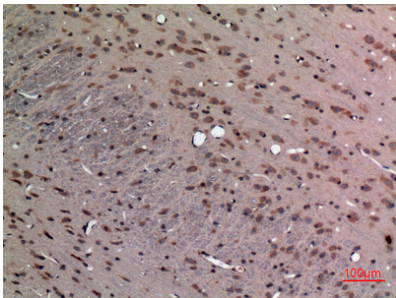
Anti-FGF-12 Antibody (A07326) Images



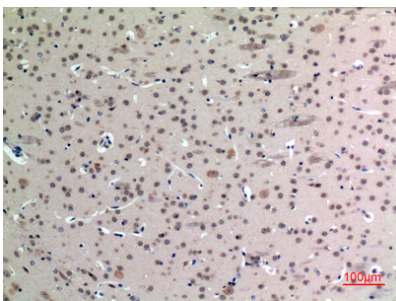
Western Blot analysis of 22RV-1, BT474, SHSY5Y cells using FGF-12 Polyclonal Antibody. Secondary antibody was diluted at 1:20000 cells nucleus extracted by Minute TM Cytoplasmic and Nuclear Fractionation kit .



Western blot analysis of lysate from 22RV-1 cells, using FGF12 Antibody.



Immunohistochemical analysis of paraffin-embedded rat-brain, antibody was diluted at 1:100



Immunohistochemical analysis of paraffin-embedded mouse-brain, antibody was diluted at 1:100

Submit a product review to Biocompare.com

Submit a review of this product to Biocompare.com to receive a \$20 Amazon.com giftcard! Your reviews help your fellow scientists make the right decisions. Thank you for your contribution.



For Research Use Only. Not for use in diagnostic procedures.