

Anti-SLC29A4 Antibody

Catalog Number: A07453

About SLC29A4

SLC29A4 is a member of the equilibrative nucleoside transporter family which plays a key role in nucleoside and nucleobase uptake for salvage pathways of nucleotide synthesis (1,2). SLC29A4 is a transmembrane protein that catalyzes the reuptake of monoamines into presynaptic neurons, thus determining the intensity and duration of monoamine neural signaling (1,3). SLC29A4 has been shown to transport several compounds, including serotonin, dopamine, and the neurotoxin 1-methyl-4-phenylpyridinium (3).

Overview

Product Name	Anti-SLC29A4 Antibody
Reactive Species	Human
Description	Boster Bio Anti-SLC29A4 Antibody (Catalog # A07453). Tested in ELISA, WB, IHC-P, IF applications. This antibody reacts with Human.
Application	ELISA, IF, IHC-P, WB
Clonality	Polyclonal
Formulation	SLC29A4 antibody is supplied in PBS containing 0.02% sodium azide.
Storage Instructions	SLC29A4 antibody can be stored at 4°C for three months and -20°C, stable for up to one year.
Host	Rabbit
Uniprot ID	Q7RTT9

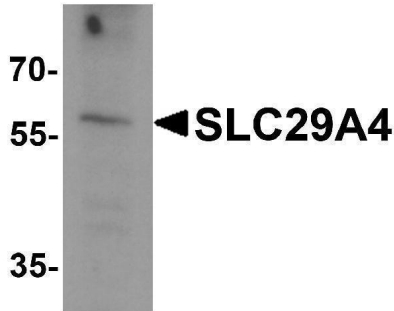
Technical Details

Immunogen	SLC29A4 antibody was raised against an 18 amino acid peptide near the center of human SLC29A4. The immunogen is located within amino acids 310 - 360 of SLC29A4.
Predicted Reactive Species	Mouse
Cross Reactivity	SLC29A4 antibody is human specific. SLC29A4 antibody is predicted to not cross-react with other SLC29 proteins.
Isotype	IgG
Form	Liquid
Concentration	1 mg/mL
Purification	SLC29A4 antibody is affinity chromatography purified via peptide column.
Suggested Dilutions	SLC29A4 antibody can be used for detection of SLC29A4 by Western blot at 1 - 2 ug/mL. Antibody

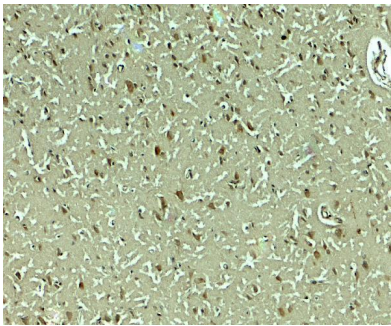
can also be used for immunohistochemistry starting at 5 ug/mL. For immunofluorescence start at 20 ug/mL.

Antibody validated: Western Blot in human samples; Immunohistochemistry in human samples and Immunofluorescence in human samples. All other applications and species not yet tested. Optimal dilutions for each application should be determined by the researcher.

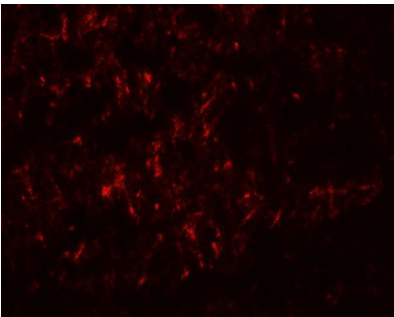
Anti-SLC29A4 Antibody (A07453) Images



Western blot analysis of SLC29A4 in SK-N-SH cell lysate with SLC29A4 antibody at 1 ug/ml.



Immunohistochemistry of SLC29A4 in human brain tissue with SLC29A4 antibody at 5 ug/mL.



Immunofluorescence of SLC29A4 in human brain tissue with SLC29A4 antibody at 20 ug/mL.

Submit a product review to [Biocompare.com](https://www.biocompare.com)

Submit a review of this product to [Biocompare.com](https://www.biocompare.com) to receive a \$20 Amazon.com giftcard! Your reviews help your fellow scientists make the right decisions. Thank you for your contribution.



Anti-SLC29A4 Antibody

For Research Use Only. Not for use in diagnostic procedures.