

## Anti-Cadherin-16 CDH16 Antibody

Catalog Number: A07518

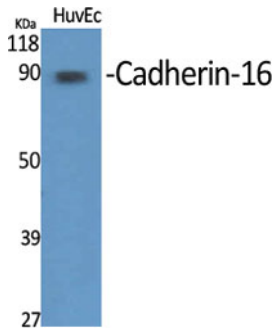
### Overview

Product Name	Anti-Cadherin-16 CDH16 Antibody
Reactive Species	Human, Mouse
Description	Boster Bio Anti-Cadherin-16 CDH16 Antibody catalog # A07518. Tested in WB, IHC, IF, ELISA applications. This antibody reacts with Human, Mouse.
Application	ELISA, IF, IHC, WB
Clonality	Polyclonal
Formulation	Liquid in PBS containing 50% glycerol, 0.5% stabilizing protein and 0.02% sodium azide. This antibody is supplied in a stabilized formulation. Compatibility with conjugation reactions depends on the chemistry of the conjugation method used. For conjugation methods that are not compatible with the stabilizing components present in this formulation, a carrier-free antibody format is required.
Storage Instructions	Store at -20°C for one year. For short term storage and frequent use, store at 4°C for up to one month. Avoid repeated freeze-thaw cycles.
Host	Rabbit
Uniprot ID	O75309


### Technical Details

Immunogen	The antiserum was produced against synthesized peptide derived from human CDH16. AA range:780-829
Isotype	IgG
Form	Liquid
Concentration	1 mg/ml
Purification	Immunogen affinity purified
Suggested Dilutions	WB 1:500-1:2000 IHC 1:100-1:300 IF 1:200-1:1000 ELISA 1:10000

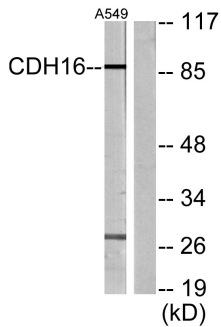
## Anti-Cadherin-16 CDH16 Antibody (A07518) Images




Western Blot analysis of various cells using Cadherin-16 Polyclonal Antibody diluted at 1:1000



Western Blot analysis of A549 cells using Cadherin-16 Polyclonal Antibody diluted at 1:1000

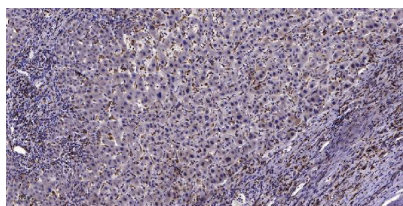


Western blot analysis of lysates from A549 cells, using CDH16 Antibody. The lane on the right is blocked with the synthesized peptide.



Western blot analysis of the lysates from HepG2 cells using Cytochrome P450 24A1 antibody.

Immunohistochemical analysis of paraffin-embedded human liver cancer. 1, Antibody was diluted at 1:200 (4° overnight). 2, Tris-EDTA, pH9.0 was used for antigen retrieval. 3, Secondary antibody was diluted at 1:200 (room temperature, 45min).



## Submit a product review to Biocompare.com

Submit a review of this product to Biocompare.com to receive a \$20 Amazon.com giftcard! Your reviews help your fellow scientists make the right decisions. Thank you for your contribution.



### Anti-Cadherin-16 CDH16 Antibody

For Research Use Only. Not for use in diagnostic procedures.