

Anti-THEM4 Antibody

Catalog Number: A07814

About THEM4

THEM4, also known as CTMP, binds specifically to the carboxy-terminal regulatory domain of PKB/Akt at the plasma membrane and acts as a negative regulator, reversing the phenotype of v-Akt-transformed cells. Hypermethylation of the THEM4 promoter and transcriptional downregulation of the gene has been reported in multiple glioblastomas, suggesting that epigenetic regulation of THEM4 may play a role in the progression of this cancer. Bioinformatic analysis, confirmed by in vitro testing, indicates that THEM4 is a broad-range, high activity acyl-CoA thioesterase. Recent reports have also indicated that TMEM4 is a mitochondrial protein whose overexpression is associated with an increase in mitochondrial membrane depolarization and caspase-3 and PARP cleavage, suggesting that THEM4 is involved in the apoptotic program.

Overview

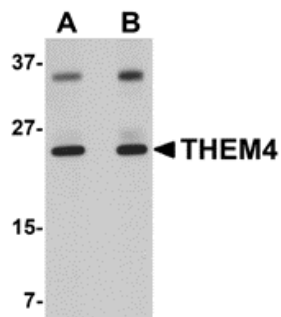
Product Name	Anti-THEM4 Antibody
Reactive Species	Human, Mouse, Rat
Description	Boster Bio Anti-THEM4 Antibody (Catalog # A07814). Tested in ELISA, WB, IHC-P, IF applications. This antibody reacts with Human, Mouse, Rat.
Application	ELISA, IF, IHC-P, WB
Clonality	Polyclonal
Formulation	THEM4 Antibody is supplied in PBS containing 0.02% sodium azide.
Storage Instructions	THEM4 antibody can be stored at 4°C for three months and -20°C, stable for up to one year. Avoid repeated freeze-thaw cycles. Antibodies should not be exposed to prolonged high temperatures.
Host	Rabbit
Uniprot ID	Q5T1C6

Technical Details

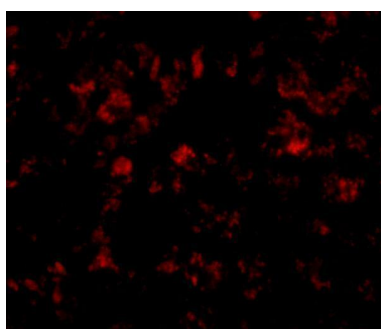
Immunogen	THEM4 antibody was raised against an 18 amino acid synthetic peptide near the center of human THEM4. The immunogen is located within amino acids 60 - 110 of THEM4.
Predicted Reactive Species	Bovine, Rat
Cross Reactivity	The additional higher molecular weight bands seen in the immunoblot may represent post-translationally modified TMEM4.
Isotype	IgG
Form	Liquid
Concentration	1 mg/mL

Purification	THEM4 Antibody is affinity chromatography purified via peptide column.
Suggested Dilutions	THEM4 antibody can be used for detection of THEM4 by Western blot at 1 - 2 ug/mL. Antibody can also be used for immunohistochemistry starting at 2.5 ug/mL. For immunofluorescence start at 20 ug/mL. Antibody validated: Western Blot in human samples; Immunohistochemistry in human samples and Immunofluorescence in human samples. All other applications and species not yet tested. Optimal dilutions for each application should be determined by the researcher.

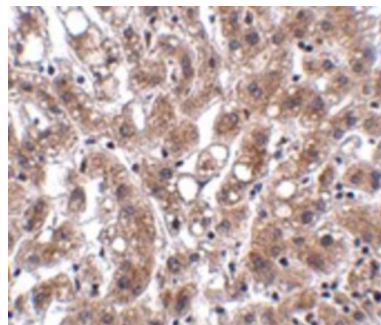
Anti-THEM4 Antibody (A07814) Images



Western blot analysis of THEM4 in human liver tissue lysate with THEM4 antibody at (A) 1 and (B) 2 ug/mL.



Immunofluorescence of THEM4 in human liver tissue with THEM4 antibody at 20 ug/mL.



Immunohistochemistry of THEM4 in human liver tissue with THEM4 antibody at 2.5 ug/mL.

Submit a product review to [Biocompare.com](https://www.biocompare.com)

Submit a review of this product to [Biocompare.com](https://www.biocompare.com) to receive a \$20 Amazon.com giftcard! Your reviews help your fellow scientists make the right decisions. Thank you for your contribution.



Anti-THEM4 Antibody

For Research Use Only. Not for use in diagnostic procedures.