

Anti-P4HA2 Antibody

Catalog Number: A08015

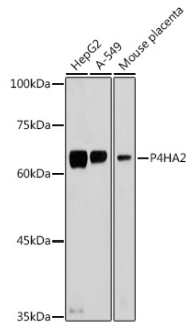
Overview

Product Name	Anti-P4HA2 Antibody
Reactive Species	Human, Mouse, Rat
Description	Boster Bio Anti-P4HA2 Antibody catalog # A08015. Tested in WB,ICC/IF applications. This antibody reacts with Human,Mouse,Rat.
Application	IF, ICC, WB
Clonality	Polyclonal
Formulation	Rabbit IgG, 1mg/ml in PBS with 0.02% sodium azide, 50% glycerol, pH7.2
Storage Instructions	Store at -20°C for one year. For short term storage and frequent use, store at 4°C for up to one month. Avoid repeated freeze-thaw cycles.
Host	Rabbit
Uniprot ID	O15460

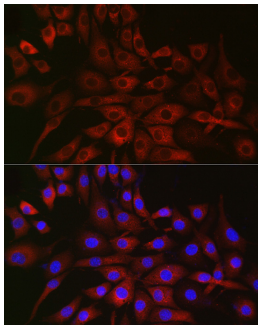
Technical Details

Immunogen	Recombinant fusion protein of human P4HA2(NP_004190.1).
Isotype	IgG
Form	Liquid
Concentration	1 mg/ml
Purification	The antibody was affinity-purified from rabbit antiserum by affinity-chromatography using epitope-specific immunogen and the purity is > 95% (by SDS-PAGE).
Suggested Dilutions	WB: 1:500-1:2000 ICC/IF: 1:50-1:200

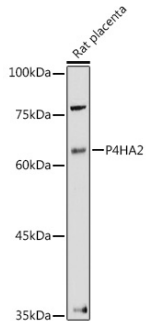
Anti-P4HA2 Antibody (A08015) Images



Western blot analysis of extracts of various cell lines, using P4HA2 antibody at 1:500 dilution. Secondary antibody: HRP Goat Anti-Rabbit IgG at 1:10000 dilution. Lysates/proteins: 25ug per lane. Blocking buffer: 3% nonfat dry milk in TBST. Detection: ECL Basic Kit. Exposure time: 1s.



Immunofluorescence analysis of NIH/3T3 cells using P4HA2 Rabbit pAb at dilution of 1:50. Blue: DAPI for nuclear staining.



Western blot analysis of extracts of Rat placenta, using P4HA2 antibody at 1:500 dilution. Secondary antibody: HRP Goat Anti-Rabbit IgG at 1:10000 dilution. Lysates/proteins: 25ug per lane. Blocking buffer: 3% nonfat dry milk in TBST. Detection: ECL Enhanced Kit. Exposure time: 180s.

1 Publications Citing This Product

1. PubMed ID: 32622013, Zhang T, Piao HY, Guo S, Zhao Y, Wang Y, Zheng ZC, Zhang J. LncRNA PCGEM1 enhances metastasis and gastric cancer invasion through targeting of miR-129-5p to regulate P4HA2 expression. *Exp Mol Pathol*. 2020 Oct;116:104487. doi:10.1016/j.yexmp.2020.104487. Epub 2020 Jun

Visit bosterbio.com/anti-p4ha2-antibody-a08015-boster.html to see all 1 publications.

Submit a product review to Biocompare.com

Submit a review of this product to Biocompare.com to receive a \$20 Amazon.com giftcard! Your reviews help your fellow scientists make the right decisions. Thank you for your contribution.



For Research Use Only. Not for use in diagnostic procedures.