

Anti-60S ribosomal protein L7a RPL7A Antibody

Catalog Number: A08246

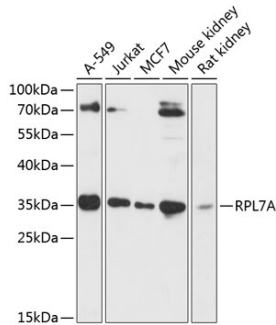
Overview

Product Name	Anti-60S ribosomal protein L7a RPL7A Antibody
Reactive Species	Human, Mouse, Rat
Description	Boster Bio Anti-60S ribosomal protein L7a RPL7A Antibody catalog # A08246. Tested in WB, ICC/IF applications. This antibody reacts with Human, Mouse, Rat.
Application	IF, ICC, WB
Clonality	Polyclonal
Formulation	Rabbit IgG, 1mg/ml in PBS with 0.02% sodium azide, 50% glycerol, pH7.2
Storage Instructions	Store at -20°C for one year. For short term storage and frequent use, store at 4°C for up to one month. Avoid repeated freeze-thaw cycles.
Host	Rabbit
Uniprot ID	P62424

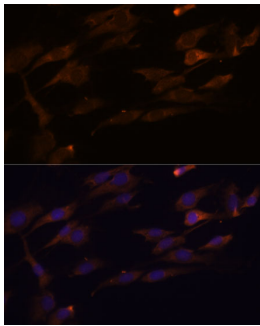
Technical Details

Immunogen	Recombinant fusion protein of human RPL7A(NP_000963.1).
Isotype	IgG
Form	Liquid
Concentration	1 mg/ml
Purification	The antibody was affinity-purified from rabbit antiserum by affinity-chromatography using epitope-specific immunogen and the purity is > 95% (by SDS-PAGE).
Suggested Dilutions	WB: 1:500-1:2000 ICC/IF: 1:50-1:200

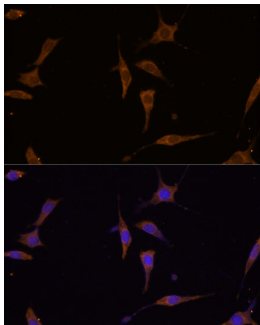
Anti-60S ribosomal protein L7a RPL7A Antibody (A08246) Images



Western blot analysis of extracts of various cell lines, using RPL7A antibody at 1:3000 dilution. Secondary antibody: HRP Goat Anti-Rabbit IgG at 1:10000 dilution. Lysates/proteins: 25ug per lane. Blocking buffer: 3% nonfat dry milk in TBST. Detection: ECL Basic Kit. Exposure time: 60s.



Immunofluorescence analysis of C6 cells using RPL7A antibody at dilution of 1:100. Blue: DAPI for nuclear staining.



Immunofluorescence analysis of L929 cells using RPL7A antibody at dilution of 1:100. Blue: DAPI for nuclear staining.

Submit a product review to [Biocompare.com](https://www.biocompare.com)

Submit a review of this product to [Biocompare.com](https://www.biocompare.com) to receive a \$20 Amazon.com giftcard! Your reviews help your fellow scientists make the right decisions. Thank you for your contribution.



Anti-60S ribosomal protein L7a RPL7A Antibody

For Research Use Only. Not for use in diagnostic procedures.