

Anti-DYNC111 Antibody

Catalog Number: A08316

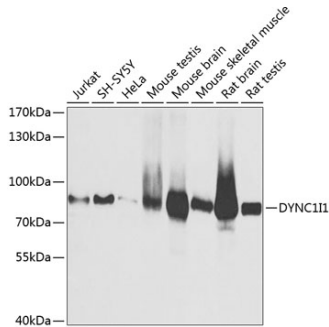
Overview

Product Name	Anti-DYNC111 Antibody
Reactive Species	Human, Mouse, Rat
Description	Boster Bio Anti-DYNC111 Antibody catalog # A08316. Tested in WB,IHC applications. This antibody reacts with Human,Mouse,Rat.
Application	IHC, WB
Clonality	Polyclonal
Formulation	Rabbit IgG, 1mg/ml in PBS with 0.02% sodium azide, 50% glycerol, pH7.2
Storage Instructions	Store at -20°C for one year. For short term storage and frequent use, store at 4°C for up to one month. Avoid repeated freeze-thaw cycles.
Host	Rabbit
Uniprot ID	O14576

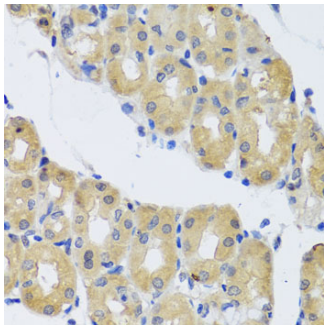
Technical Details

Immunogen	Recombinant fusion protein of human DYNC111(NP_001129028.1).
Isotype	IgG
Form	Liquid
Concentration	1 mg/ml
Purification	The antibody was affinity-purified from rabbit antiserum by affinity-chromatography using epitope-specific immunogen and the purity is > 95% (by SDS-PAGE).
Suggested Dilutions	WB: 1:200-1:2000 IHC: 1:20-1:200

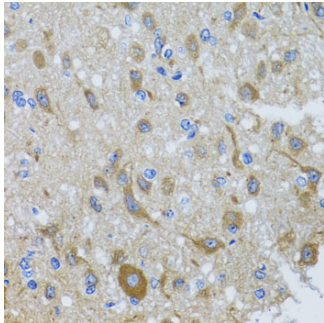
Anti-DYNC111 Antibody (A08316) Images



Western blot analysis of extracts of various cell lines, using DYNC111 antibody at 1:1000 dilution. Secondary antibody: HRP Goat Anti-Rabbit IgG at 1:10000 dilution. Lysates/proteins: 25ug per lane. Blocking buffer: 3% nonfat dry milk in TBST. Detection: ECL Basic Kit. Exposure time: 5s.



Immunohistochemistry of paraffin-embedded human stomach using DYNC111 antibody at dilution of 1:100. Perform microwave antigen retrieval with 10 mM PBS buffer pH 7.2 before commencing with IHC staining protocol.



Immunohistochemistry of paraffin-embedded rat brain using DYNC111 antibody at dilution of 1:100. Perform microwave antigen retrieval with 10 mM PBS buffer pH 7.2 before commencing with IHC staining protocol.

Submit a product review to Biocompare.com

Submit a review of this product to Biocompare.com to receive a \$20 Amazon.com giftcard! Your reviews help your fellow scientists make the right decisions. Thank you for your contribution.



Anti-DYNC111 Antibody

For Research Use Only. Not for use in diagnostic procedures.