

Anti-CstF-64T CSTF2T Antibody

Catalog Number: A08366


Overview

Product Name	Anti-CstF-64T CSTF2T Antibody
Reactive Species	Human, Mouse, Rat
Description	Boster Bio Anti-CstF-64T CSTF2T Antibody catalog # A08366. Tested in ELISA, IHC, WB applications. This antibody reacts with Human, Mouse, Rat.
Application	ELISA, IF, IHC, WB
Clonality	Polyclonal
Formulation	Liquid in PBS containing 50% glycerol, 0.5% stabilizing protein and 0.02% sodium azide. This antibody is supplied in a stabilized formulation. Compatibility with conjugation reactions depends on the chemistry of the conjugation method used. For conjugation methods that are not compatible with the stabilizing components present in this formulation, a carrier-free antibody format is required.
Storage Instructions	Store at -20°C for one year. For short term storage and frequent use, store at 4°C for up to one month. Avoid repeated freeze-thaw cycles.
Host	Rabbit
Uniprot ID	Q9H0L4

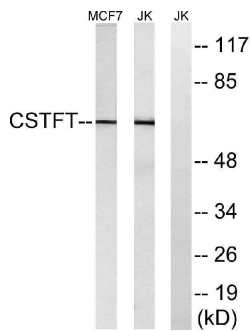
Technical Details

Immunogen	The antiserum was produced against synthesized peptide derived from human CSTF2T. AA range:91-140
Isotype	IgG
Form	Liquid
Concentration	1 mg/ml
Purification	The antibody was affinity-purified from rabbit antiserum by affinity-chromatography using epitope-specific immunogen.
Suggested Dilutions	WB 1:500-1:2000 IHC 1:100-1:300 ELISA 1:40000 IF 1:50-200

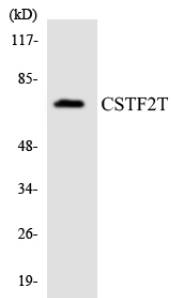
Anti-CstF-64T CSTF2T Antibody (A08366) Images



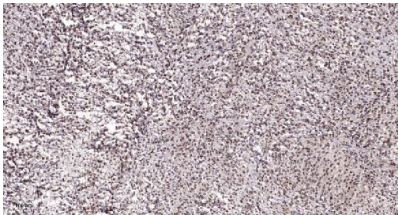
Western Blot analysis of Jurkat cells using CstF-64T Polyclonal Antibody cells nucleus extracted by Minute TM Cytoplasmic and Nuclear Fractionation kit .



Western blot analysis of lysates from Jurkat and MCF-7 cells, using CSTF2T Antibody. The lane on the right is blocked with the synthesized peptide.



Western blot analysis of the lysates from Jurkat cells using CSTF2T antibody.



Immunohistochemical analysis of paraffin-embedded human Colon cancer. 1, Antibody was diluted at 1:200 (4° overnight). 2, Tris-EDTA, pH9.0 was used for antigen retrieval. 3, Secondary antibody was diluted at 1:200 (room temperature, 45min).

Submit a product review to [Biocompare.com](https://www.biocompare.com)

Submit a review of this product to [Biocompare.com](https://www.biocompare.com) to receive a \$20 Amazon.com giftcard! Your reviews help your fellow scientists make the right decisions. Thank you for your contribution.



Anti-CstF-64T CSTF2T Antibody

For Research Use Only. Not for use in diagnostic procedures.