

## Anti-PFK-2 liv PFKFB1 Antibody

Catalog Number: A08398

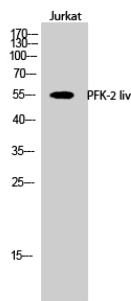
### Overview

Product Name	Anti-PFK-2 liv PFKFB1 Antibody
Reactive Species	Human, Mouse, Rat
Description	Boster Bio Anti-PFK-2 liv PFKFB1 Antibody catalog # A08398. Tested in WB, IHC, IF, ELISA applications. This antibody reacts with Human, Mouse, Rat.
Application	ELISA, IF, IHC, WB
Clonality	Polyclonal
Formulation	Liquid in PBS containing 50% glycerol, 0.5% stabilizing protein and 0.02% sodium azide. This antibody is supplied in a stabilized formulation. Compatibility with conjugation reactions depends on the chemistry of the conjugation method used. For conjugation methods that are not compatible with the stabilizing components present in this formulation, a carrier-free antibody format is required.
Storage Instructions	Store at -20°C for one year. For short term storage and frequent use, store at 4°C for up to one month. Avoid repeated freeze-thaw cycles.
Host	Rabbit
Uniprot ID	P16118

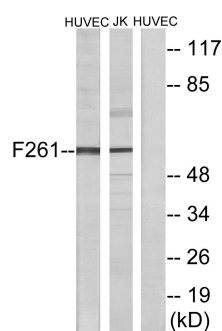
### Technical Details

Immunogen	The antiserum was produced against synthesized peptide derived from human PFKFB1. AA range:406-455
Isotype	IgG
Form	Liquid
Concentration	1 mg/ml
Purification	Immunogen affinity purified
Suggested Dilutions	WB 1:500-1:2000 IHC 1:100-1:300 ELISA 1:5000 IF 1:50-200

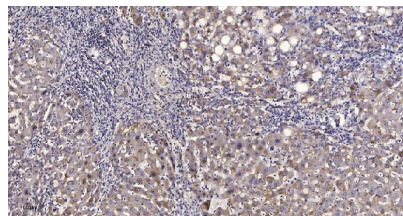
## Anti-PFK-2 liv PFKFB1 Antibody (A08398) Images



Western Blot analysis of Jurkat cells using PFK-2 liv Polyclonal Antibody



Western blot analysis of lysates from HUVEC cells and Jurkat cells, using PFKFB1 Antibody. The lane on the right is blocked with the synthesized peptide.



Immunohistochemical analysis of paraffin-embedded human liver cancer. 1, Antibody was diluted at 1:200 (4° overnight). 2, Tris-EDTA, pH9.0 was used for antigen retrieval. 3, Secondary antibody was diluted at 1:200 (room temperature, 45min).

### Submit a product review to Biocompare.com

Submit a review of this product to Biocompare.com to receive a \$20 Amazon.com giftcard! Your reviews help your fellow scientists make the right decisions. Thank you for your contribution.



Anti-PFK-2 liv PFKFB1 Antibody

For Research Use Only. Not for use in diagnostic procedures.