

Anti-BRD9 Antibody

Catalog Number: A08420

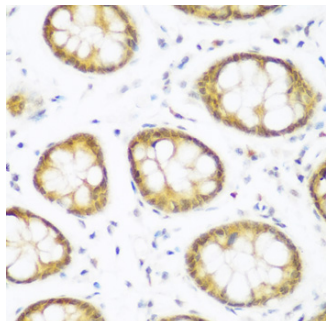
Overview

| | |
|----------------------|--|
| Product Name | Anti-BRD9 Antibody |
| Reactive Species | Human, Mouse |
| Description | Boster Bio Anti-BRD9 Antibody catalog # A08420. Tested in WB,IHC applications. This antibody reacts with Human,Mouse. |
| Application | IHC, WB |
| Clonality | Polyclonal |
| Formulation | Rabbit IgG, 1mg/ml in PBS with 0.02% sodium azide, 50% glycerol, pH7.2 |
| Storage Instructions | Store at -20°C for one year. For short term storage and frequent use, store at 4°C for up to one month. Avoid repeated freeze-thaw cycles. |
| Host | Rabbit |
| Uniprot ID | Q9H8M2 |

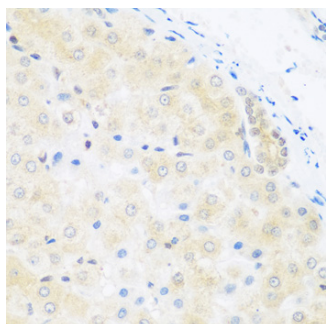
Technical Details

| | |
|---------------------|---|
| Immunogen | Recombinant protein of human BRD9. |
| Isotype | IgG |
| Form | Liquid |
| Concentration | 1 mg/ml |
| Purification | The antibody was affinity-purified from rabbit antiserum by affinity-chromatography using epitope-specific immunogen and the purity is > 95% (by SDS-PAGE). |
| Suggested Dilutions | WB: 1:500-1:2000 IHC 1:50-1:200 |

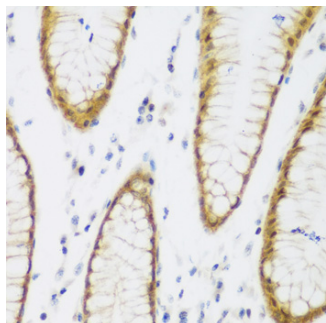
Anti-BRD9 Antibody (A08420) Images



Immunohistochemistry of paraffin-embedded human liver using BRD9 antibody at dilution of 1:200 (40x lens).



Immunohistochemistry of paraffin-embedded human colon using BRD9 antibody at dilution of 1:200 (40x lens).



Immunohistochemistry of paraffin-embedded human gastric using BRD9 antibody at dilution of 1:200 (40x lens).

Submit a product review to Biocompare.com

Submit a review of this product to Biocompare.com to receive a \$20 Amazon.com giftcard! Your reviews help your fellow scientists make the right decisions. Thank you for your contribution.



Anti-BRD9 Antibody

For Research Use Only. Not for use in diagnostic procedures.