

Anti-DRAK2 STK17B Antibody

Catalog Number: A08711-2

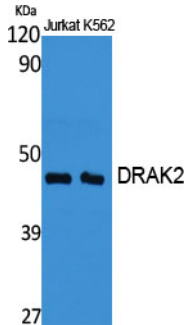
Overview

Product Name	Anti-DRAK2 STK17B Antibody
Reactive Species	Human, Mouse, Rat
Description	Boster Bio Anti-DRAK2 STK17B Antibody catalog # A08711-2. Tested in WB, IHC, IF, ELISA applications. This antibody reacts with Human, Mouse, Rat.
Application	ELISA, IF, IHC, WB
Clonality	Polyclonal
Formulation	Liquid in PBS containing 50% glycerol, 0.5% stabilizing protein and 0.02% sodium azide. This antibody is supplied in a stabilized formulation. Compatibility with conjugation reactions depends on the chemistry of the conjugation method used. For conjugation methods that are not compatible with the stabilizing components present in this formulation, a carrier-free antibody format is required.
Storage Instructions	Store at -20°C for one year. For short term storage and frequent use, store at 4°C for up to one month. Avoid repeated freeze-thaw cycles.
Host	Rabbit
Uniprot ID	O94768

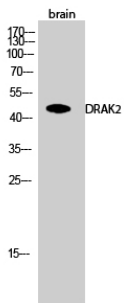
Technical Details

Immunogen	The antiserum was produced against synthesized peptide derived from human STK17B. AA range:251-300
Cross Reactivity	No cross reactivity with other proteins.
Isotype	IgG
Form	Liquid
Concentration	1 mg/ml
Purification	The antibody was affinity-purified from rabbit antiserum by affinity-chromatography using an epitope-specific immunogen.
Suggested Dilutions	WB 1:500-1:2000 IHC 1:100-1:300 ELISA 1:40000 IF 1:50-200

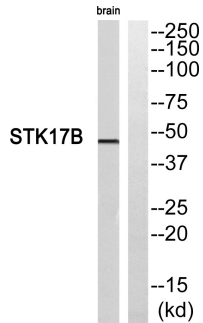
Anti-DRAK2 STK17B Antibody (A08711-2) Images



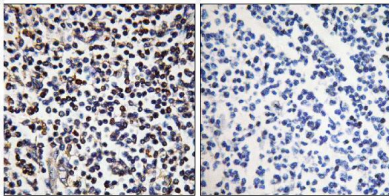
Western Blot analysis of various cells using DRAK2 Polyclonal Antibody cells nucleus extracted by Minute TM Cytoplasmic and Nuclear Fractionation kit .



Western Blot analysis of brain cells using DRAK2 Polyclonal Antibody cells nucleus extracted by Minute TM Cytoplasmic and Nuclear Fractionation kit .



Western blot analysis of STK17B Antibody. The lane on the right is blocked with the STK17B peptide.



Immunohistochemistry analysis of paraffin-embedded human tonsil, using STK17B Antibody. The lane on the right is blocked with the STK17B peptide.

Submit a product review to Biocompare.com

Submit a review of this product to Biocompare.com to receive a \$20 Amazon.com giftcard! Your reviews help your fellow scientists make the right decisions. Thank you for your contribution.



Anti-DRAK2 STK17B Antibody

For Research Use Only. Not for use in diagnostic procedures.