

Anti-Rab11-FIP4 Antibody

Catalog Number: A09318

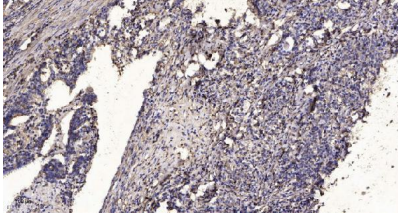
Overview

Product Name	Anti-Rab11-FIP4 Antibody
Reactive Species	Human, Mouse
Description	Boster Bio Anti-Rab11-FIP4 Antibody catalog # A09318. Tested in WB, IHC, IF, ELISA applications. This antibody reacts with Human, Mouse.
Application	ELISA, IF, IHC, WB
Clonality	Polyclonal
Formulation	Liquid in PBS containing 50% glycerol, 0.5% stabilizing protein and 0.02% sodium azide. This antibody is supplied in a stabilized formulation. Compatibility with conjugation reactions depends on the chemistry of the conjugation method used. For conjugation methods that are not compatible with the stabilizing components present in this formulation, a carrier-free antibody format is required.
Storage Instructions	Store at -20°C for one year. For short term storage and frequent use, store at 4°C for up to one month. Avoid repeated freeze-thaw cycles.
Host	Rabbit
Uniprot ID	Q86YS3

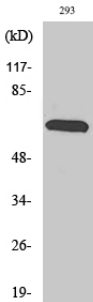
Technical Details

Immunogen	The antiserum was produced against synthesized peptide derived from human RAB11FIP4. AA range:452-501
Cross Reactivity	No cross reactivity with other proteins.
Isotype	IgG
Form	Liquid
Concentration	1 mg/ml
Purification	Immunogen affinity purified
Suggested Dilutions	WB 1:500-1:2000 IHC 1:100-1:300 ELISA 1:40000 IF 1:50-200

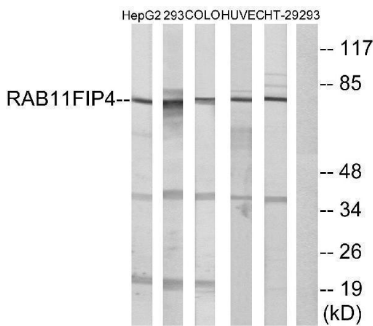
Anti-Rab11-FIP4 Antibody (A09318) Images



Immunohistochemical analysis of paraffin-embedded human Gastric adenocarcinoma. 1, Antibody was diluted at 1:200 (4° overnight). 2, Tris-EDTA, pH9.0 was used for antigen retrieval. 3, Secondary antibody was diluted at 1:200 (room temperature, 45min).



Western Blot analysis of various cells using Rab11-FIP4 Polyclonal Antibody



Western blot analysis of lysates from 293, COLO, HUVEC, HepG2, and HT-29 cells, using RAB11FIP4 Antibody. The lane on the right is blocked with the synthesized peptide.

Submit a product review to Biocompare.com

Submit a review of this product to Biocompare.com to receive a \$20 Amazon.com giftcard! Your reviews help your fellow scientists make the right decisions. Thank you for your contribution.



Anti-Rab11-FIP4 Antibody

For Research Use Only. Not for use in diagnostic procedures.