

## Anti-Vezatin VEZT Antibody

Catalog Number: A09587

### About VEZT

Vezatin (VEZT) is a transmembrane protein which localizes to adherens junctions and binds to myosin VIIA and the cadherin-catenins complex (1). Expression of this gene in gastric cancer tissues is decreased due to hypermethylation of the promoter. Expression of this gene may also be inhibited by binding of a specific microRNA to a target sequence in the 3' UTR of the transcripts (2). VEZT has also been shown to be required for morphogenesis of the preimplantation mouse embryo (3).

### Overview

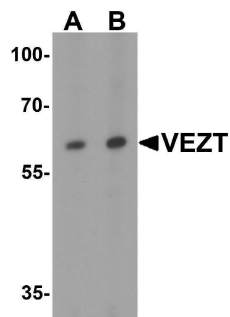
Product Name	Anti-Vezatin VEZT Antibody
Reactive Species	Human, Mouse, Rat
Description	Boster Bio Anti-Vezatin VEZT Antibody (Catalog # A09587). Tested in ELISA, WB, IHC-P, IF applications. This antibody reacts with Human, Mouse, Rat.
Application	ELISA, IF, IHC-P, WB
Clonality	Polyclonal
Formulation	VEZT antibody is supplied in PBS containing 0.02% sodium azide.
Storage Instructions	VEZT antibody can be stored at 4°C for three months and -20°C, stable for up to one year.
Host	Rabbit
Uniprot ID	Q9HBM0

### Technical Details

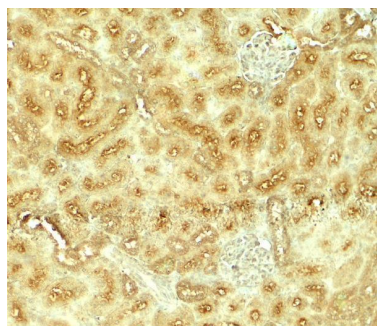
Immunogen	VEZT antibody was raised against a 17 amino acid peptide near the center of human VEZT. The immunogen is located within amino acids 480 - 530 of VEZT.
Predicted Reactive Species	Bovine, Chicken, Mouse, Rat
Cross Reactivity	VEZT antibody is human, mouse and rat reactive. Multiple isoforms are known to exist.
Isotype	IgG
Form	Liquid
Concentration	1 mg/mL
Purification	VEZT antibody is affinity chromatography purified via peptide column.
Suggested Dilutions	VEZT antibody can be used for detection of VEZT by Western blot at 1 - 2 ug/ml. Antibody can also be used for Immunohistochemistry starting at 5 ug/mL. For immunofluorescence start at 20 ug/mL.

Antibody validated: Western Blot in human samples; Immunohistochemistry in rat samples and Immunofluorescence in rat samples. All other applications and species not yet tested. Optimal dilutions for each application should be determined by the researcher.

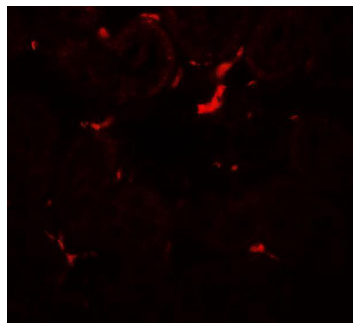
## Anti-Vezatin VEZT Antibody (A09587) Images



Western blot analysis of VEZT in 293 cell lysate with VEZT antibody at (A) 1 and (B) 2 ug/ml.



Immunohistochemistry of VEZT in rat kidney tissue with VEZT antibody at 5 ug/ml.



Immunofluorescence of TRIP12 in rat colon tissue with TRIP12 antibody at 20 ug/ml.

### Submit a product review to [Biocompare.com](https://www.biocompare.com)

Submit a review of this product to [Biocompare.com](https://www.biocompare.com) to receive a \$20 Amazon.com giftcard! Your reviews help your fellow scientists make the right decisions. Thank you for your contribution.



Anti-Vezatin VEZT Antibody

For Research Use Only. Not for use in diagnostic procedures.