

Anti-Neutral alpha-glucosidase AB GANAB Antibody

Catalog Number: A09668-1

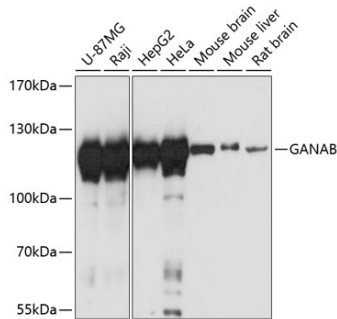
Overview

| | |
|----------------------|--|
| Product Name | Anti-Neutral alpha-glucosidase AB GANAB Antibody |
| Reactive Species | Human, Mouse, Rat |
| Description | Boster Bio Anti-Neutral alpha-glucosidase AB GANAB Antibody catalog # A09668-1. Tested in WB,ICC/IF applications. This antibody reacts with Human,Mouse,Rat. |
| Application | IF, ICC, WB |
| Clonality | Polyclonal |
| Formulation | Rabbit IgG, 1mg/ml in PBS with 0.02% sodium azide, 50% glycerol, pH7.2 |
| Storage Instructions | Store at -20°C for one year. For short term storage and frequent use, store at 4°C for up to one month. Avoid repeated freeze-thaw cycles. |
| Host | Rabbit |
| Uniprot ID | Q14697 |

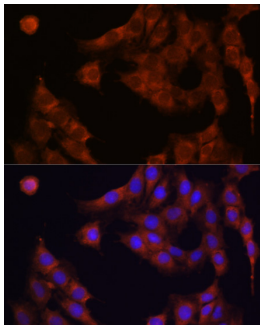
Technical Details

| | |
|---------------------|---|
| Immunogen | Recombinant fusion protein of human GANAB(NP_001265123.1). |
| Isotype | IgG |
| Form | Liquid |
| Concentration | 1 mg/ml |
| Purification | The antibody was affinity-purified from rabbit antiserum by affinity-chromatography using epitope-specific immunogen and the purity is > 95% (by SDS-PAGE). |
| Suggested Dilutions | WB: 1:500-1:2000 ICC/IF: 1:50-1:200 |

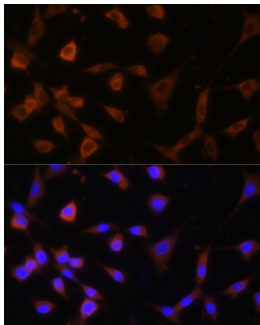
Anti-Neutral alpha-glucosidase AB GANAB Antibody (A09668-1) Images



Western blot analysis of extracts of various cell lines, using GANAB antibody at 1:3000 dilution. Secondary antibody: HRP Goat Anti-Rabbit IgG at 1:10000 dilution. Lysates/proteins: 25ug per lane. Blocking buffer: 3% nonfat dry milk in TBST. Detection: ECL Basic Kit. Exposure time: 10s.



Immunofluorescence analysis of C6 cells using GANAB antibody at dilution of 1:100. Blue: DAPI for nuclear staining.



Immunofluorescence analysis of NIH-3T3 cells using GANAB antibody at dilution of 1:100. Blue: DAPI for nuclear staining.

Submit a product review to [Biocompare.com](https://www.biocompare.com)

Submit a review of this product to [Biocompare.com](https://www.biocompare.com) to receive a \$20 Amazon.com giftcard! Your reviews help your fellow scientists make the right decisions. Thank you for your contribution.



Anti-Neutral alpha-glucosidase AB GANAB Antibody

For Research Use Only. Not for use in diagnostic procedures.