

Anti-USP42 Antibody

Catalog Number: A10046-1


Overview

Product Name	Anti-USP42 Antibody
Reactive Species	Human, Mouse, Rat
Description	Boster Bio Anti-USP42 Antibody catalog # A10046-1. Tested in WB, ELISA applications. This antibody reacts with Human, Mouse, Rat.
Application	ELISA, WB
Clonality	Polyclonal
Formulation	Liquid in PBS containing 50% glycerol, 0.5% stabilizing protein and 0.02% sodium azide. This antibody is supplied in a stabilized formulation. Compatibility with conjugation reactions depends on the chemistry of the conjugation method used. For conjugation methods that are not compatible with the stabilizing components present in this formulation, a carrier-free antibody format is required.
Storage Instructions	Store at -20°C for one year. For short term storage and frequent use, store at 4°C for up to one month. Avoid repeated freeze-thaw cycles.
Host	Rabbit
Uniprot ID	Q9H9J4

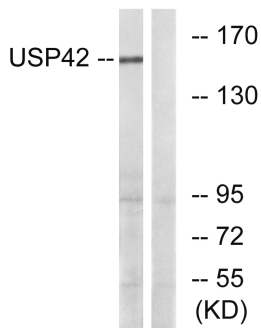
Technical Details

Immunogen	The antiserum was produced against synthesized peptide derived from human USP42. AA range:251-300
Isotype	IgG
Form	Liquid
Concentration	1 mg/ml
Purification	Immunogen affinity purified
Suggested Dilutions	WB 1:500-1:2000 ELISA 1:10000

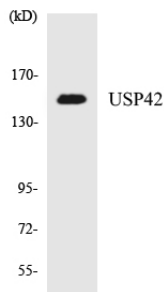
Anti-USP42 Antibody (A10046-1) Images



Western Blot analysis of various cells using USP42 Polyclonal Antibody. Secondary antibody was diluted at 1:20000



Western blot analysis of lysates from HT-29 cells, using USP42 Antibody. The lane on the right is blocked with the synthesized peptide.



Western blot analysis of the lysates from HeLa cells using USP42 antibody.

Submit a product review to Biocompare.com

Submit a review of this product to Biocompare.com to receive a \$20 Amazon.com giftcard! Your reviews help your fellow scientists make the right decisions. Thank you for your contribution.



Anti-USP42 Antibody

For Research Use Only. Not for use in diagnostic procedures.