

## Anti-RHOBTB3 Antibody

Catalog Number: A10214


### Overview

Product Name	Anti-RHOBTB3 Antibody
Reactive Species	Human, Mouse
Description	Boster Bio Anti-RHOBTB3 Antibody catalog # A10214. Tested in WB, IHC, IF, ELISA applications. This antibody reacts with Human, Mouse.
Application	ELISA, IF, IHC, WB
Clonality	Polyclonal
Formulation	Liquid in PBS containing 50% glycerol, 0.5% stabilizing protein and 0.02% sodium azide. This antibody is supplied in a stabilized formulation. Compatibility with conjugation reactions depends on the chemistry of the conjugation method used. For conjugation methods that are not compatible with the stabilizing components present in this formulation, a carrier-free antibody format is required.
Storage Instructions	Store at -20°C for one year. For short term storage and frequent use, store at 4°C for up to one month. Avoid repeated freeze-thaw cycles.
Host	Rabbit
Uniprot ID	O94955

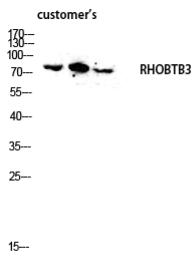
### Technical Details

Immunogen	The antiserum was produced against synthesized peptide derived from human RHOBTB3. AA range:335-384
Isotype	IgG
Form	Liquid
Concentration	1 mg/ml
Purification	Immunogen affinity purified
Suggested Dilutions	WB 1:500-1:2000 IHC:1:50-300 ELISA 1:20000 IF 1:50-200

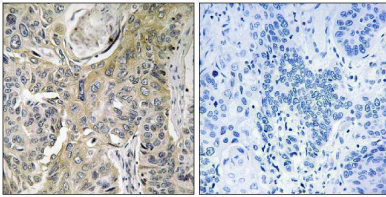
## Anti-RHOBTB3 Antibody (A10214) Images



Western Blot analysis of K562 cells using RHOBTB3 Polyclonal Antibody diluted at 1:2000



Western blot analysis of customer's lysis using RHOBTB3 antibody. Antibody was diluted at 1:2000



Immunohistochemistry analysis of paraffin-embedded human lung carcinoma tissue, using RHOBTB3 Antibody. The picture on the right is blocked with the synthesized peptide.

### Submit a product review to [Biocompare.com](https://www.biocompare.com)

Submit a review of this product to [Biocompare.com](https://www.biocompare.com) to receive a \$20 Amazon.com giftcard! Your reviews help your fellow scientists make the right decisions. Thank you for your contribution.



Anti-RHOBTB3 Antibody

For Research Use Only. Not for use in diagnostic procedures.