

Anti-TAS2R14/T2R14 Antibody

Catalog Number: A10520

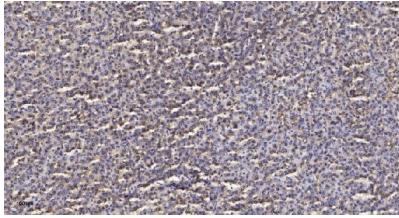
Overview

Product Name	Anti-TAS2R14/T2R14 Antibody
Reactive Species	Human, Mouse, Rat
Description	Boster Bio Anti-TAS2R14/T2R14 Antibody (Catalog# A10520). Tested in WB, IHC applications. This antibody reacts with Human, Mouse, Rat.
Application	IHC, WB
Clonality	Polyclonal
Formulation	PBS containing 50% glycerol, 0.5% stabilizing protein and 0.02% sodium azide. This antibody is supplied in a stabilized formulation. Compatibility with conjugation reactions depends on the chemistry of the conjugation method used. For conjugation methods that are not compatible with the stabilizing components present in this formulation, a carrier-free antibody format is required.
Storage Instructions	Store at -20°C for one year. For short-term storage and frequent use, store at 4°C for up to one month. Avoid repeated freeze-thaw cycles.
Host	Rabbit
Uniprot ID	Q9NYV8

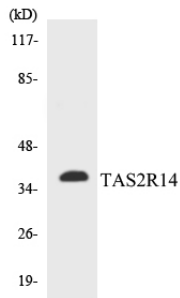
Technical Details

Immunogen	A peptide derived from human TAS2R14. Immunogen sequence location: 229 - 278
Isotype	Rabbit IgG
Form	Liquid
Concentration	0.5-1mg/ml, actual concentration vary by lot. Use suggested dilution ratio to decide dilution procedure.
Purification	The antibody was purified from rabbit antiserum by affinity-chromatography using immunogen.
Suggested Dilutions	WB 1:500-2000 IHC 1:50-300

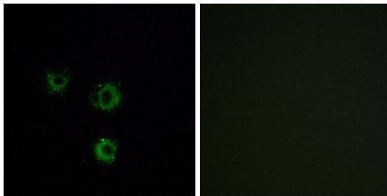
Anti-TAS2R14/T2R14 Antibody (A10520) Images



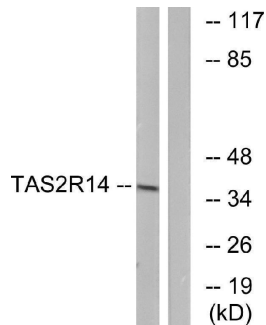
Immunohistochemical analysis of paraffin-embedded human liver cancer. 1, Antibody was diluted at 1:200(4° overnight). 2, Tris-EDTA,pH9.0 was used for antigen retrieval. 3,Secondary antibody was diluted at 1:200(room temperature, 45min).



Western blot analysis of the lysates from COLO205 cells using TAS2R14 antibody.



Immunofluorescence analysis of MCF7 cells, using TAS2R14 Antibody. The picture on the right is blocked with the synthesized peptide.



Western blot analysis of lysates from MCF-7 cells, using TAS2R14 Antibody. The lane on the right is blocked with the synthesized peptide.

Submit a product review to Biocompare.com

Submit a review of this product to Biocompare.com to receive a \$20 Amazon.com giftcard! Your reviews help your fellow scientists make the right decisions. Thank you for your contribution.



Anti-TAS2R14/T2R14 Antibody

For Research Use Only. Not for use in diagnostic procedures.