BOSTER BIOLOGICAL TECHNOLOGY
3942 B Valley Ave, Pleasanton, CA 94566
888-466-3604 | support@bosterbio.com | www.bosterbio.com

Anti-Ubiquitin thioesterase OTUB2 OTUB2 Antibody

Catalog Number: A10542-1

Submit a product review to Biocompare.com





Submit a review of this product to Biocompare.com to receive a $20 Amazon.com giftcard! Your reviews help your fellow scientists make the right decisions. Thank you for your contribution.

Overview

Product Name	Anti-Ubiquitin thioesterase OTUB2 OTUB2 Antibody
Reactive Species	Human, Mouse, Rat
Description	Boster Bio Anti-Ubiquitin thioesterase OTUB2 OTUB2 Antibody catalog # A10542-1. Tested in ELISA, IHC, WB applications. This antibody reacts with Human, Mouse, Rat.
Application	ELISA, IF, IHC, WB
Clonality	Polyclonal
Formulation	Liquid in PBS containing 50% glycerol, 0.5% stabilizing protein and 0.02% sodium azide. This antibody is supplied in a stabilized formulation. Compatibility with conjugation reactions depends on the chemistry of the conjugation method used. For conjugation methods that are not compatible with the stabilizing components present in this formulation, a carrier-free antibody format is required.
Storage Instructions	Store at -20°C for one year. For short term storage and frequent use, store at 4°C for up to one month. Avoid repeated freeze-thaw cycles.
Host	Rabbit
Uniprot ID	Q96DC9

Technical Details

Immunogen	The antiserum was produced against synthesized peptide derived from human OTUB2. AA range:133-182
Isotype	IgG
Form	Liquid
Concentration	1 mg/ml
Purification	The antibody was affinity-purified from rabbit antiserum by affinity-chromatography using epitope-specific immunogen.

BOSTER BIOLOGICAL TECHNOLOGY
3942 B Valley Ave, Pleasanton, CA 94566
888-466-3604 | support@bosterbio.com | www.bosterbio.com

Suggested Dilutions	WB 1:500-1:2000 IHC 1:100-1:300 ELISA 1:20000 IF 1:50-200

BOSTER BIOLOGICAL TECHNOLOGY
3942 B Valley Ave, Pleasanton, CA 94566
888-466-3604 | support@bosterbio.com | www.bosterbio.com

Anti-Ubiquitin thioesterase OTUB2 OTUB2 Antibody (A10542-1) Images



Western Blot analysis of various cells using OTUB2 Polyclonal Antibody diluted at 1:2000

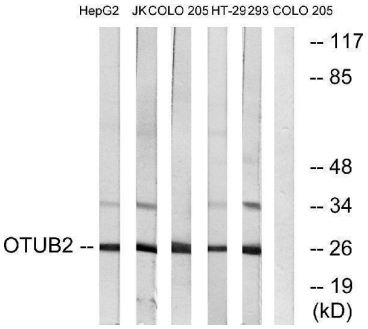

Western blot analysis of lysates from COLO, HepG2, Jurkat, 293, and HT-29 cells, using OTUB2 Antibody. The lane on the right is blocked with the synthesized peptide.

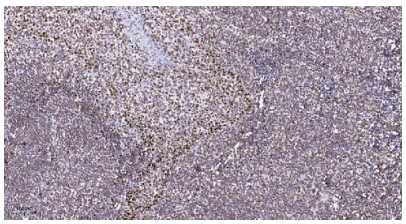

Immunohistochemical analysis of paraffin-embedded human tonsil. 1, Antibody was diluted at 1:200 (4° overnight). 2, Tris-EDTA, pH9.0 was used for antigen retrieval. 3, Secondary antibody was diluted at 1:200 (room temperature, 45min).

Anti-Ubiquitin thioesterase OTUB2 OTUB2 Antibody

For Research Use Only. Not for use in diagnostic procedures.